6 & 8 PARRAMATTA SQUARE DEVELOPMENT APPLICATION

ARCHITECTURAL DOCUMENT LIST

General		
Drawing List	NTS, 1:400 @ A1	
DA-A-6-0040	COVER SHEET & DRAWING LIST	
DA-A-6-0080	SITE PLAN	
Alignment		
Plans	1:250 @ A1	
DA-A-6-0075	ALIGNMENT PLAN	
DA-A-6-0076	ALIGNMENT PLAN	
DA-A-6-0077	ALIGNMENT SECTIONS	
DA-A-6-0078	ALIGNMENT SECTIONS	
DA-A-6-0079	ALIGNMENT SECTIONS	
DA-A-6-0080	ALIGNMENT SECTIONS	
DA-A-6-0081	ALIGNMENT SECTIONS	
Context		
Plans	1:400 @ A1	
DA-A-6-0501	PRECINCT BASEMENT LEVEL B4	
DA-A-6-0502	PRECINCT BASEMENT LEVEL B3	
DA-A-6-0503	PRECINCT BASEMENT LEVEL B2	
DA-A-6-0504	PRECINCT BASEMENT LEVEL B1	
DA-A-6-0505	PRECINCT BASEMENT LEVEL B1 MEZ	
DA-A-6-0510	PRECINCT PLAN	LOWER GROUND (PLAZA)
DA-A-6-0511	PRECINCT PLAN	UPPER GROUND (LOBBY)
DA-A-6-0520	DA 47/2018 WORK	LOWER GROUND (PLAZA)
DA-A-6-0521	DA 47/2018 WORK	UPPER GROUND (LOBBY)
DA-A-6-0530	PRECINCT SITE ACCESS	LOWER GROUND (PLAZA)
DA-A-6-0531	PRECINCT SITE ACCESS	UPPER GROUND (LOBBY)
DA-A-6-0540	VEHICLE ACCESS PLAN	LOWER GROUND (PLAZA)
General Arrangement Drawings		
Plans	1:200 @ A1	
DA-A-6-1001	BASEMENT	LEVEL B4
DA-A-6-1002	BASEMENT	LEVEL B3
DA-A-6-1003	BASEMENT	LEVEL B2
DA-A-6-1004	BASEMENT	LEVEL B1
DA-A-6-1005	BASEMENT	LEVEL B1 MEZZANINE
DA-A-6-1010	PARRAMATTA SQUARE	LOWER GROUND (PLAZA)
DA-A-6-1011	PARRAMATTA SQUARE	UPPER GROUND (LOBBY)
DA-A-6-1012	PODIUM LEVEL 01	SKY LOBBY
DA-A-6-1014	PODIUM LEVEL 03	PLANT
DA-A-6-1021	CAMPUS	LEVEL 01 (PLANT)
DA-A-6-1022	CAMPUS	LEVEL 02 (LOW RISE)
DA-A-6-1023	CAMPUS	LEVEL 3-5 (LOW RISE)
DA-A-6-1026	CAMPUS	LEVEL 6-12 (LOW RISE TYPICAL)
DA-A-6-1033	CAMPUS	LEVEL 13-14 (LOW RISE TRANSFER)
DA-A-6-1035	CAMPUS	LEVEL 15-16 (HIGH RISE-TERRACE/MIX)
DA-A-6-1037	CAMPUS	LEVEL 17-18 (HIGH RISE-TERRACE)
DA-A-6-1039	CAMPUS	LEVEL 19-20 (HIGH RISE-TERRACE)
DA-A-6-1041	CAMPUS	LEVEL 21-25 (HIGH RISE TYPICAL)
DA-A-6-1044	CAMPUS	LEVEL 26-27 (PLANT)
DA-A-6-1046	TOWER	LEVEL 28-35 (LOW RISE TYPICAL)
DA-A-6-1056	TOWER	LEVEL 36-38 (LOW RISE/HIGH RISE TRANSFER)
DA-A-6-1058	TOWER	LEVEL 39-49 (HIGH RISE TYPICAL)
DA-A-6-1070	TOWER	LEVEL 50 (FUNCTION/OFFICE)
DA-A-6-1071	TOWER	LEVEL 51
DA-A-6-1072	TOWER	LEVEL 52 (PLANT)
DA-A-6-1080	TOWER	ROOF
Elevations	1:500 @ A1	
DA-A-6-2000	GENERAL ARRANGEMENT ELEVATION	NORTH - PARRAMATTA SQUARE
DA-A-6-2001	GENERAL ARRANGEMENT ELEVATION	EAST
DA-A-6-2002	GENERAL ARRANGEMENT ELEVATION	SOUTH - DARCY STREET
DA-A-6-2003	GENERAL ARRANGEMENT ELEVATION	WEST
Sections	1:500 @ A1	
DA-A-6-3000	EAST-WEST SECTION	X01N
DA-A-6-3010	NORTH-SOUTH SECTION	X01W
DA-A-6-3015	NORTH-SOUTH SECTION	X02W
Facade		
Context Drawings	1:200 @ A1	
DA-A-6-4400	PODIUM ELEVATIONS	CHURCH STREET AND TOWN HALL
DA-A-6-4401	PODIUM ELEVATIONS	PARRAMATTA SQUARE AND DARCY STREET
Detail Drawings	1:100 @ A1	
DA-A-6-4410	PODIUM ELEVATION	NORTH
DA-A-6-4411	PODIUM ELEVATION	NORTH
DA-A-6-4415	PODIUM ELEVATION	SOUTH
DA-A-6-4416	PODIUM ELEVATION	SOUTH
DA-A-6-4420	PODIUM ELEVATION	WEST
DA-A-6-4430	EAST-WEST SECTION	CHURCH STREET
DA-A-6-4435	NORTH-SOUTH SECTION	SHARED LOGGIA
DA-A-6-4436	NORTH-SOUTH SECTION	GRID 64-63
DA-A-6-4437	NORTH-SOUTH SECTION	GRID 67-66
DA-A-6-4438	NORTH-SOUTH SECTION	GRID 70-69
DA-A-6-4448	FACADE DETAIL	PODIUM SCREEN 01
DA-A-6-4450	FACADE DETAIL	PODIUM SCREEN 02
DA-A-6-4460	FACADE DETAIL	TOWER FACADE TYPE 01
DA-A-6-4461	FACADE DETAIL	TOWER FACADE TYPE 02
DA-A-6-4470	FACADE DETAIL	CAMPUS FACADE TYPE 03
Areas		
Area Diagrams	1:1000 @ A1	
DA-A-6-5201	AREA DIAGRAM	GFA
Area schedule	NTS	
DA-A-6-5205	AREA SCHEDULE	6&8 PARRAMATTA SQUARE
Diagrams		
Daylight and shading		
DA-A-6-7000	DAYLIGHT PENETRATION DIAGRAMS	
DA-A-6-7500	TOWER FACADE SHADING STUDIES	
DA-A-6-7550	PODIUM SHADOW STUDIES	DECEMBER 22 - 12:00PM
DA-A-6-7551	PODIUM SHADOW STUDIES	DECEMBER 22 - 13:00PM
DA-A-6-7552	PODIUM SHADOW STUDIES	DECEMBER 22 - 14:00PM
DA-A-6-7553	PODIUM SHADOW STUDIES	JUNE 22 - 12:00PM
DA-A-6-7554	PODIUM SHADOW STUDIES	JUNE 22 - 13:00PM
DA-A-6-7555	PODIUM SHADOW STUDIES	JUNE 22 - 14:00PM
DA-A-6-7556	PODIUM SHADOW STUDIES	MARCH / SEPTEMBER 22 - 12:00PM
DA-A-6-7557	PODIUM SHADOW STUDIES	MARCH / SEPTEMBER 22 - 13:00PM
DA-A-6-7558	PODIUM SHADOW STUDIES	MARCH / SEPTEMBER 22 - 14:00PM
Presentation	NTS	
Rendered Drawings		
DA-A-6-8060	RENDERED PLAN	GROUND (PLAZA)
DA-A-6-8061	RENDERED PLAN	PODIUM 1 (LOBBY)
DA-A-6-8062	RENDERED PLAN	PODIUM 2
DA-A-6-8100	RENDERED ELEVATION	NORTH - PARRAMATTA SQUARE
DA-A-6-8101	RENDERED ELEVATION	EAST
DA-A-6-8102	RENDERED ELEVATION	SOUTH - DARCY STREET
DA-A-6-8103	RENDERED ELEVATION	WEST
DA-A-6-8200	RENDERED PERSPECTIVE	NORTH-WEST (DAY)
DA-A-6-8201	RENDERED PERSPECTIVE	NORTH-WEST (NIGHT)
DA-A-6-8202	RENDERED PERSPECTIVE	NORTH-WEST (ST JOHNS)
DA-A-6-8203	RENDERED PERSPECTIVE	PARRAMATTA SQUARE (CHURCH STREET)
DA-A-6-8204	RENDERED PERSPECTIVE	PARRAMATTA SQUARE (CIVIC LINK)

DEVELOPMENT APPLICATION

Rev	Date	Description
01	08.11.18	Development Application
02	14.12.18	Development Application
03	19.04.19	Development Application
04	17.05.19	Development Application
05	17.06.19	Development Application

Geotechnical Engineer
Douglas Partners
Level 3, 96 Pacific Highway North Sydney NSW
Tel 02 9955 9033

Civil Engineer
Wood
Level 27, 680 George St Sydney NSW
Tel 02 9299 2855

Fire Engineer
WSP
Level 27, 680 George St Sydney NSW
Tel 02 9272 5100

Wind Engineer
Windtech
Level 2, 99 Mount Street Sydney NSW
Tel 02 9929 2000

Vertical Transport Consultant
KCI
Level 1, 10 Market Street Sydney NSW
Tel 02 9262 2400

Gas / Fluid Engineer
Wood
Level 27, 680 George St Sydney NSW
Tel 02 9299 2855

Structural Engineer
WSP
Level 27, 680 George St Sydney NSW
Tel 02 9272 5100

Services Consultant (Mechanical, Hydraulics, Fire, Electrical)
WSP
Level 27, 680 George St Sydney NSW
Tel 02 9272 5100

BCA / Access Consultants
Access Dynamics
Level 6, Office Tower Westfield Sydney NSW
Tel 02 8667 0900

Heritage Consultant
Noel Bennett
Level 2, 3 Spring Street Sydney NSW
Tel 02 9221 1928

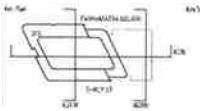

Scale / Paper Size
1:500 @ A1 / 1:1000 @ A3
0 5 10 15 20 25 30 35 40 45 50 M

General Notes
Do not scale from drawing. Use marked dimensions. Do not measure off drawing. Contractor to check all dimensions before commencing work. Report any discrepancies to Architect. Contractor's drawings to be checked by Architect before commencing work. Copyright of this drawing remains the property of the Architect.

Architect
JPW
JOHNSON PILTON WALKER
Level 1 Pitt Street Building, Australia Square, 95 Pitt Street Sydney
New South Wales 2000 Australia
Telephone +61 2 9251 5100
Facsimile +61 2 9251 5200
Email jpw@jpw.com.au

Project title
6 & 8 PARRAMATTA SQUARE

Client
walker
Walker Corporation
Level 21 Central Management Tower
1 Farrer Place SYDNEY NSW 2000 Australia
Telephone +61 (0) 9231 9100
Facsimile +61 (0) 9231 9111

Drawing title
COVER SHEET & DRAWING LIST

Drawing number
DA-A-6-0040

Revision
04

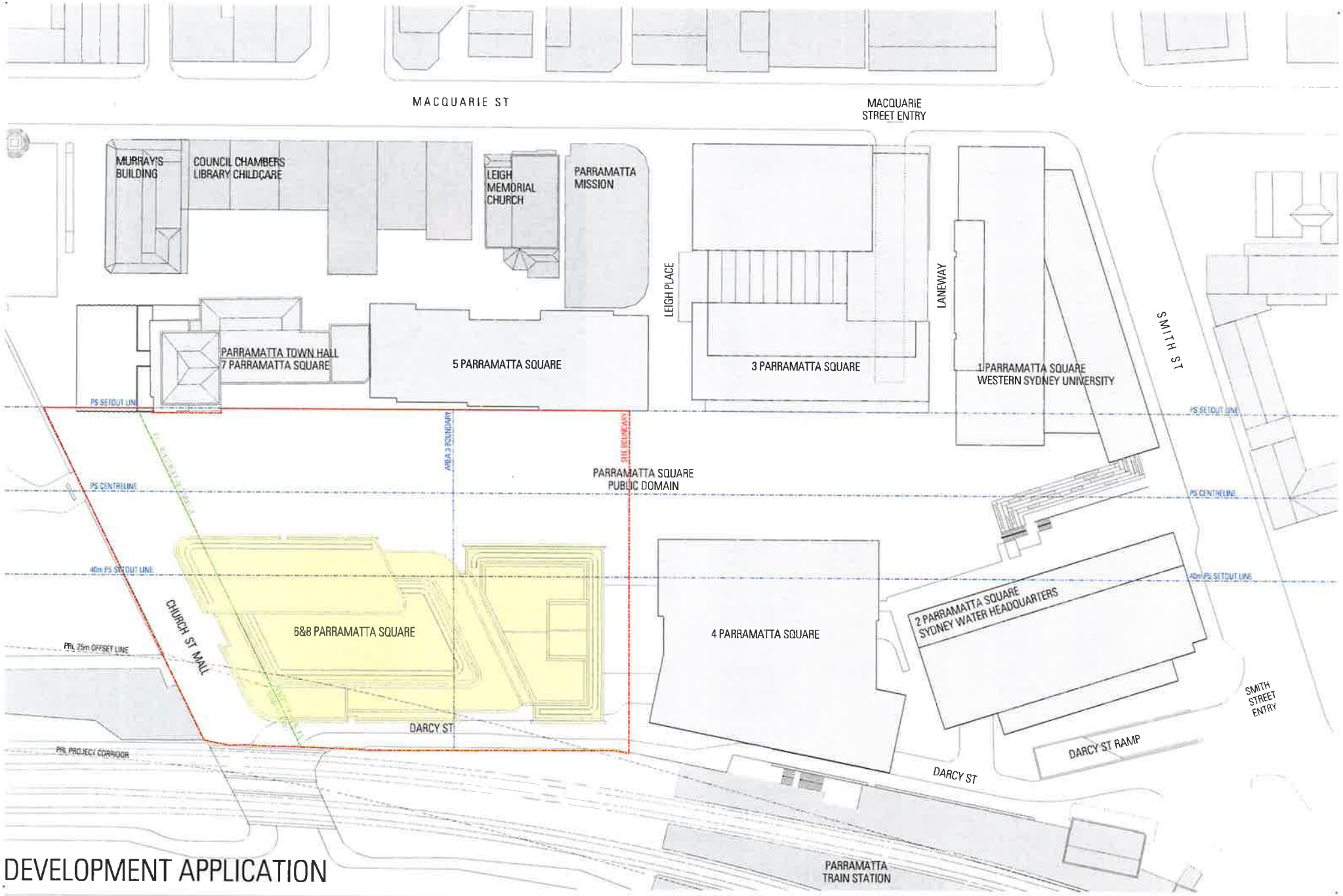

DEVELOPMENT APPLICATION

JPW
JOHNSON PILTON WALKER

S & 8 PARRAMATTA SQUARE

SITE PLAN

DA-A-6-0060

04

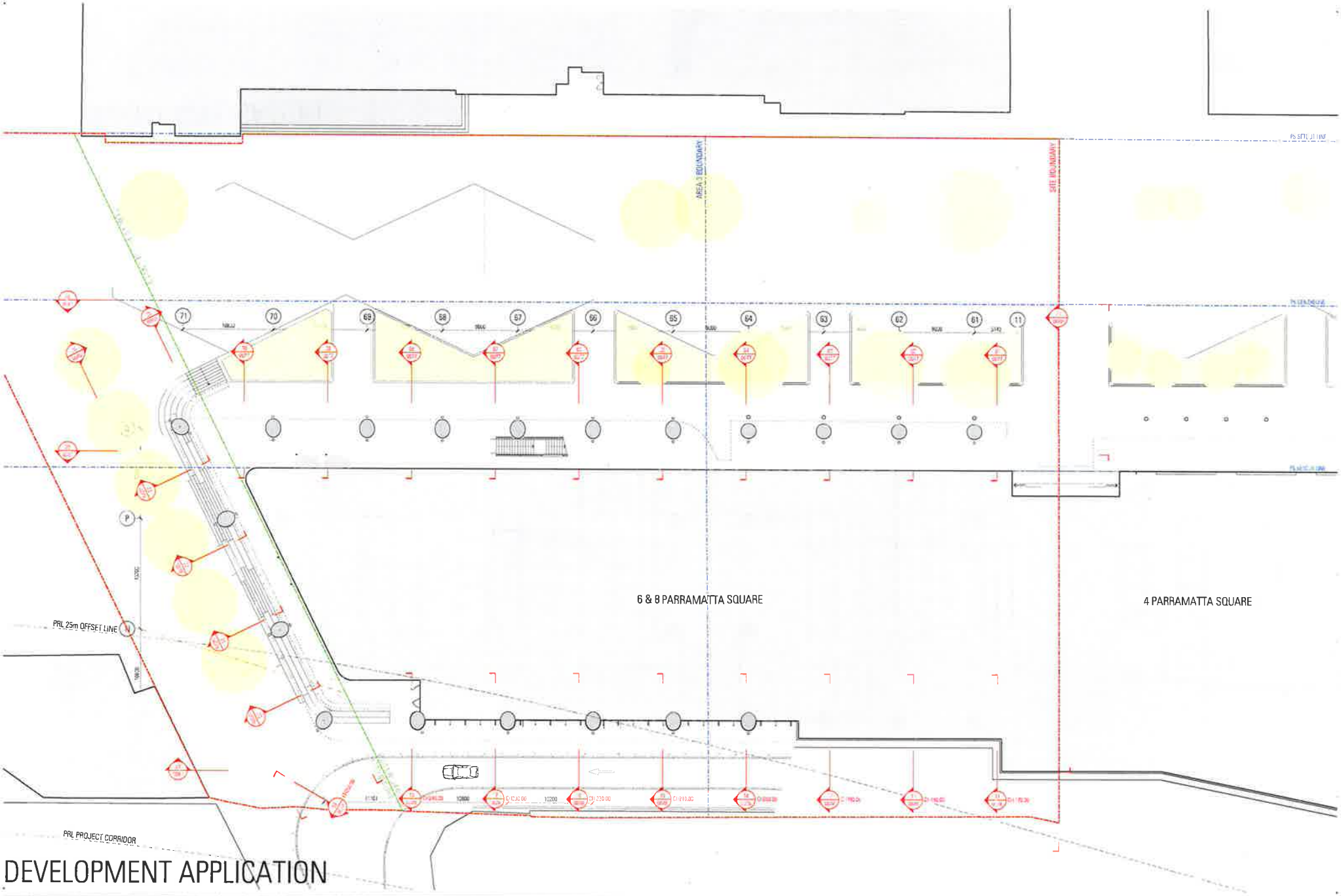

DEVELOPMENT APPLICATION

Rev	Date	Drn	Description
[illegible]	[illegible]	[illegible]	[illegible]
[illegible]	[illegible]	[illegible]	Development Application
[illegible]	[illegible]	[illegible]	Development Application
[illegible]	[illegible]	[illegible]	Development Application
[illegible]	[illegible]	[illegible]	Development Application
[illegible]	[illegible]	[illegible]	Development Application

Structural Engineer
[illegible]

Civil Engineer
[illegible]

CCTV Consultant / Facade Consultant
[illegible]

Electrical Engineer
[illegible]

Traffic Engineer
[illegible]

Services Consultants Mechanical, Hydraulic, Fire Electrical
[illegible]

Water Engineer
[illegible]

BCA / Access Consultants
[illegible]

Heritage Consultant
[illegible]

Vertical Transport Consultant
[illegible]

Site Plan

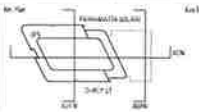

Axo Section

Scale / North Point
1:200 on A1 1:400 on A3

0 2 4 6 8 10M

SITE BOUNDARY
CHEMILSERT ALIGNMENT

General Notes
[illegible]

Architect
JPW
JOHNSON PILTON WALKER
[illegible]

Project title
6 & 8 PARRAMATTA SQUARE

Client
walker
Walker Corporation
Level 21 Governor Macquarie Tower
1 Farrer Place SYDNEY NSW 2000 Australia
[illegible]

Drawing title
ALIGNMENT PLAN
GROUND FLOOR

Drawing number
DA-A-6-0075

Revision
04

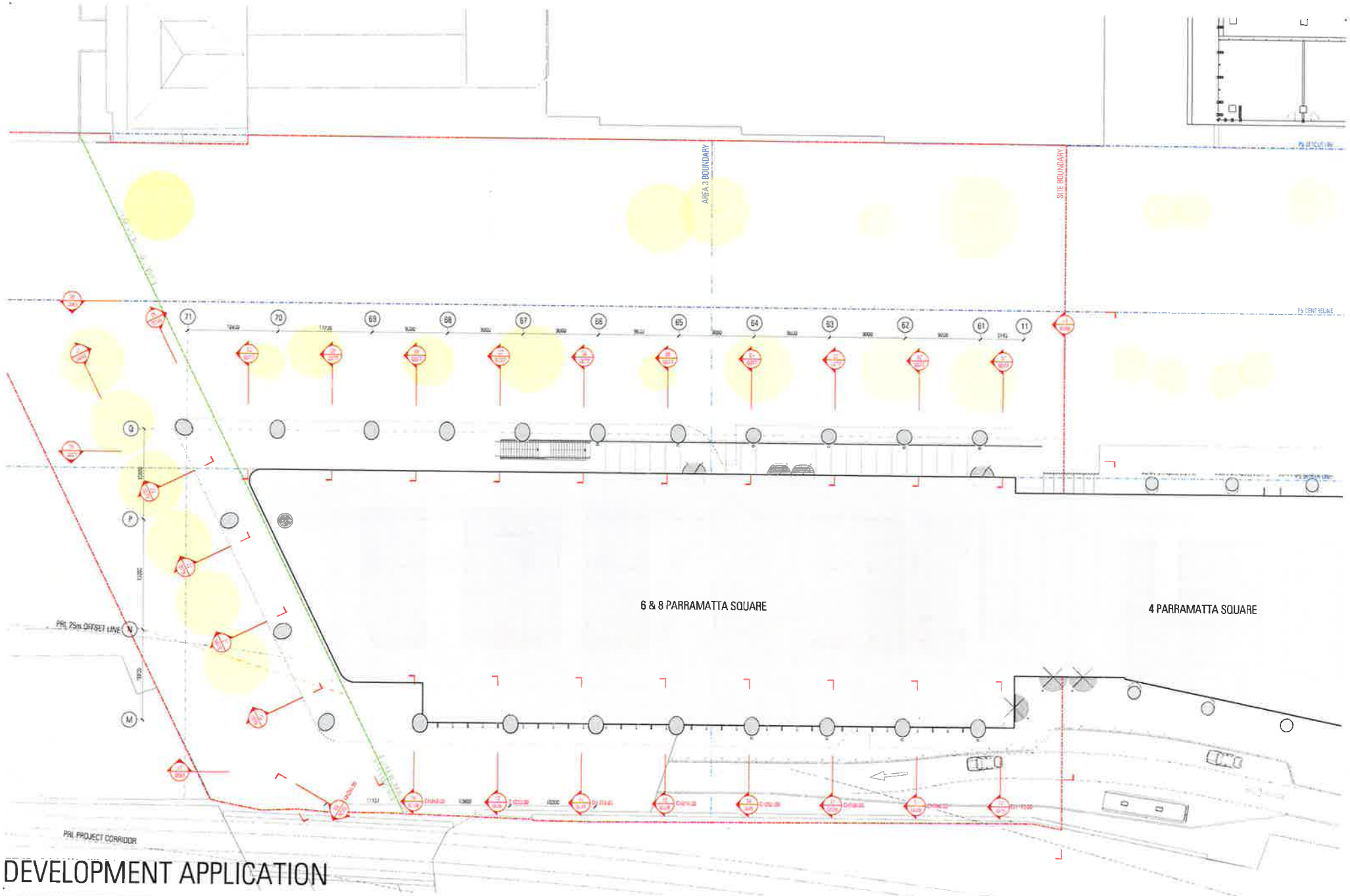

DEVELOPMENT APPLICATION

Rev	Date	Description
01	MH	Development Application
02	MH	Development Application
03	MH	Development Application
04	MH	Development Application

Architect
JPW
JOHNSON PILTON WALKER

Project Title
6 & 8 PARRAMATTA SQUARE

Client
walker

Drawing Title
ALIGNMENT PLAN
UPPER GROUND

Drawing Number
DA-A-6-0076

Revision
04

01 ALIGNMENT CROSS SECTION
SCALE 1:100

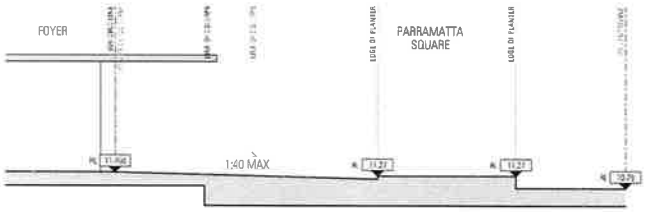

02 ALIGNMENT CROSS SECTION
SCALE 1:100

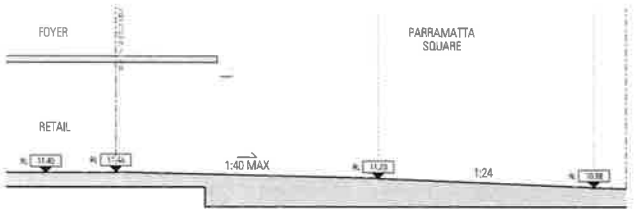

03 ALIGNMENT CROSS SECTION
SCALE 1:100

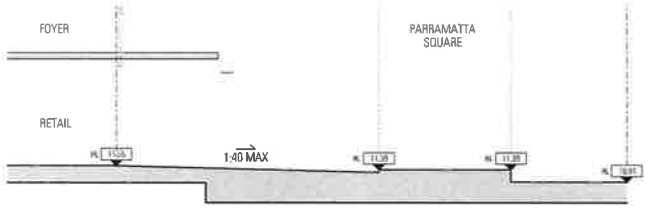

04 ALIGNMENT CROSS SECTION
SCALE 1:100

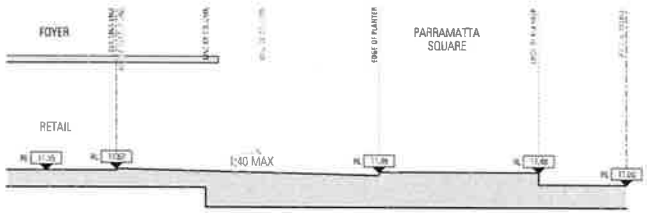

05 ALIGNMENT CROSS SECTION
SCALE 1:100

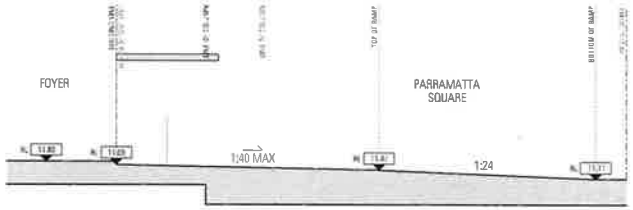

06 ALIGNMENT CROSS SECTION
SCALE 1:100

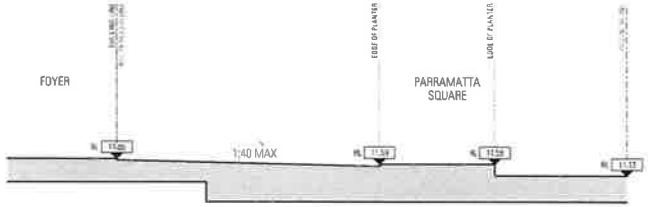

07 ALIGNMENT CROSS SECTION
SCALE 1:100

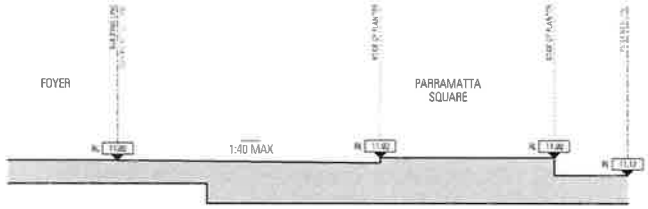

08 ALIGNMENT CROSS SECTION
SCALE 1:100

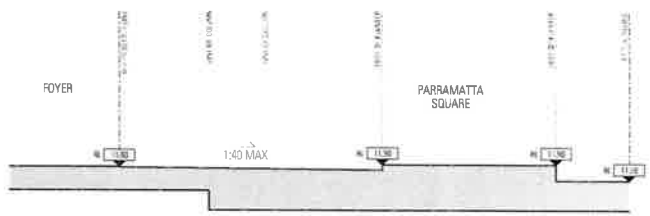

09 ALIGNMENT CROSS SECTION
SCALE 1:100

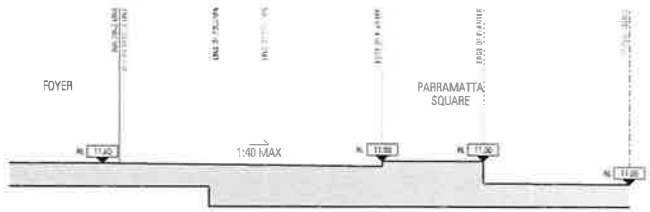

10 ALIGNMENT CROSS SECTION
SCALE 1:100

REFER PUBLIC DOMAIN DESIGN FOR LEVELS AND ALIGNMENTS IN PARRAMATTA SQUARE AND CHURCH STREET.

DEVELOPMENT APPLICATION

Rev	Issue	Date	Description
[illegible]	MH	WB	Development Application
[illegible]	MH	VA	Development Application
[illegible]	MH	VA	Development Application
[illegible]	MH	VA	Development Application
[illegible]	MH	VA	Development Application

Key Section

Architect
JPW
JOHNSON PILTON WALKER

Project Title
6 & 8 PARRAMATTA SQUARE

Client
Walker Corporation
Level 21 Governor Macquarie Tower
1 Farrer Place SYDNEY NSW 2000 Australia
Telephone +61 (0) 9273 5500
Facsimile +61 (0) 9273 7400

Drawing Title
ALIGNMENT SECTIONS
GROUND FLOOR & PODIUM 1

Drawing Number
DA-A-6-0077

Revision
04

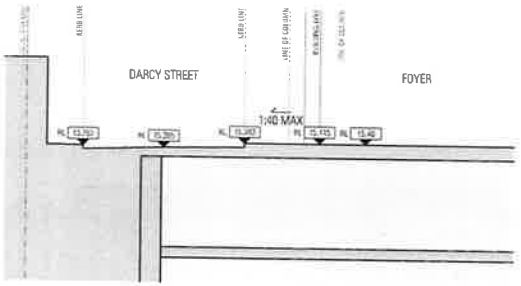

11 ALIGNMENT CROSS SECTION - CH 170.00
SCALE 1:100

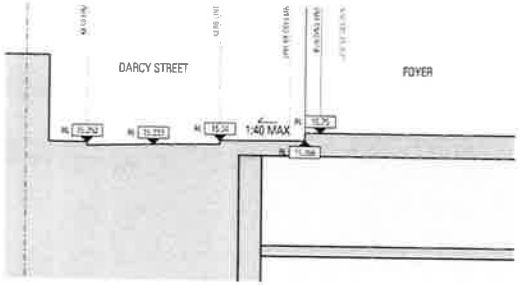

12 ALIGNMENT CROSS SECTION - CH 180.00
SCALE 1:100

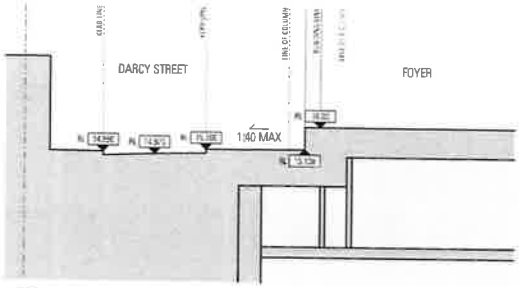

13 ALIGNMENT CROSS SECTION - CH 190.00
SCALE 1:100

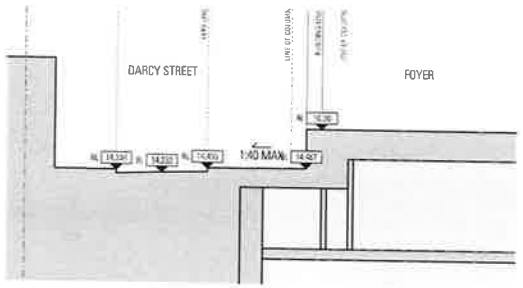

14 ALIGNMENT CROSS SECTION - CH 200.00
SCALE 1:100

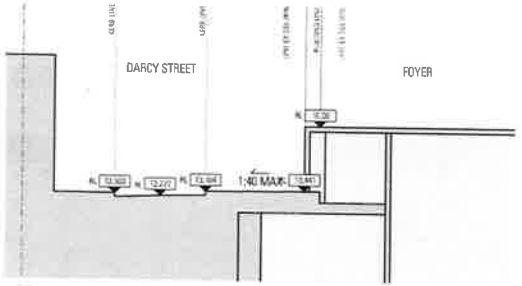

15 ALIGNMENT CROSS SECTION - CH 210.00
SCALE 1:100

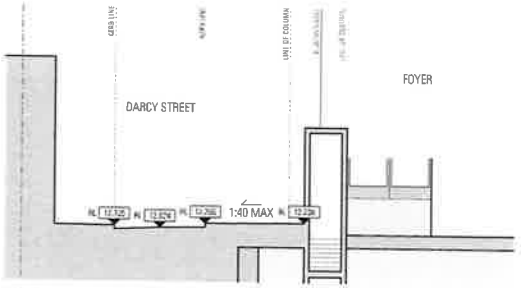

16 ALIGNMENT CROSS SECTION - CH 220.00
SCALE 1:100

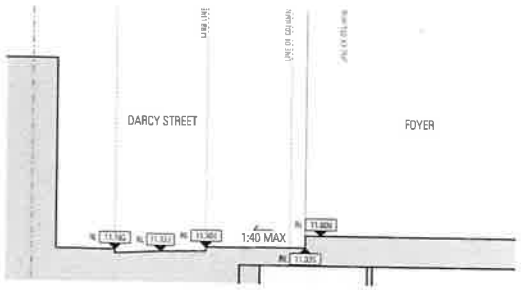

17 ALIGNMENT CROSS SECTION - CH 230.00
SCALE 1:100

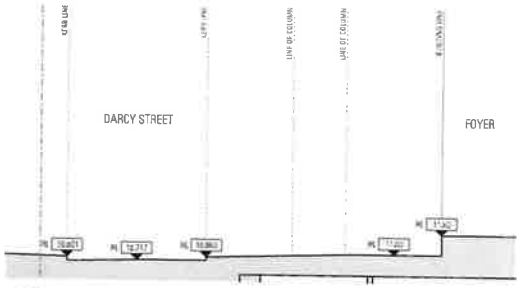

18 ALIGNMENT CROSS SECTION - CH 240.00
SCALE 1:100

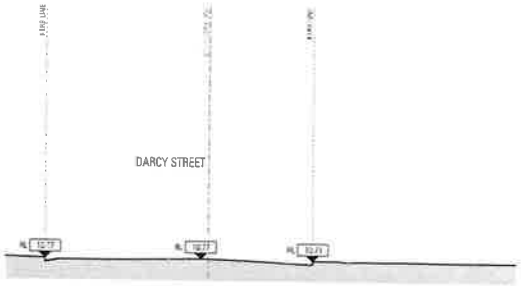

19 ALIGNMENT CROSS SECTION - CH 250.00
SCALE 1:100

DEVELOPMENT APPLICATION

REFER PUBLIC DOMAIN DESIGN FOR LEVELS AND ALIGNMENTS IN PARRAMATTA SQUARE AND CHURCH STREET.

Rev	Job	Date	Revision
02	MH	16/11	Development Application
03	MH	16/11	Development Application
04	MH	16/11	Development Application
05	MH	16/11	Development Application
06	MH	16/11	Development Application

Key Plan

Key Section

JPW
JOHNSON PILTON WALKER

Project Title
6 & 8 PARRAMATTA SQUARE

Client
walker

Walker Corporation
Level 21 Governor Macquarie Tower
1 Farrer Place SYDNEY NSW 2000 Australia

Telephone +61 (2) 9270 9200
Facsimile +61 (2) 9270 7400

Drawing Title
ALIGNMENT SECTIONS
GROUND FLOOR & PODIUM 1

Drawing Number
DA-A-6-0078

Revision
04

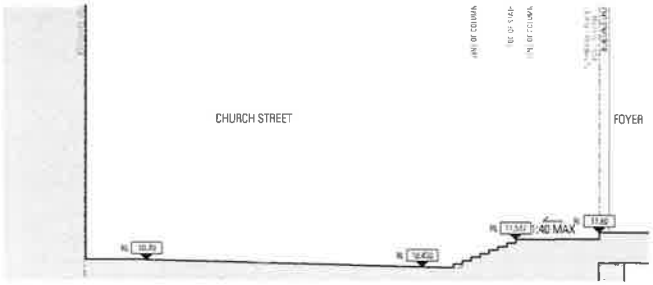

20 ALIGNMENT CROSS SECTION
SCALE 1:100

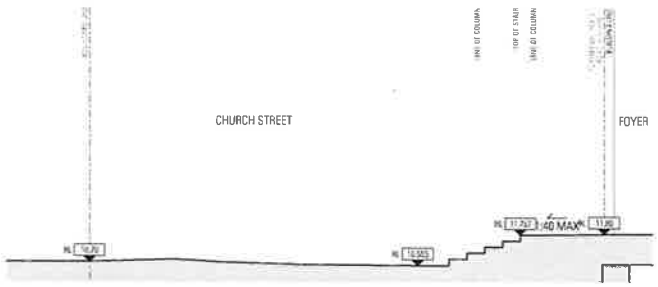

22 ALIGNMENT CROSS SECTION
SCALE 1:100

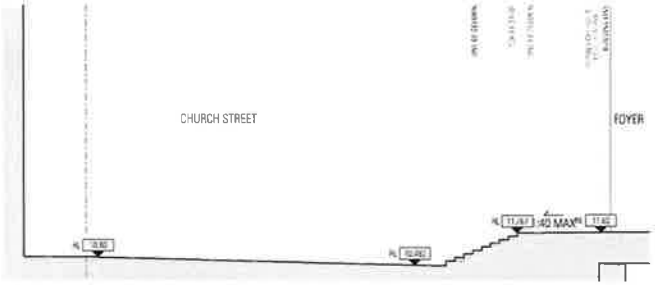

21 ALIGNMENT CROSS SECTION
SCALE 1:100

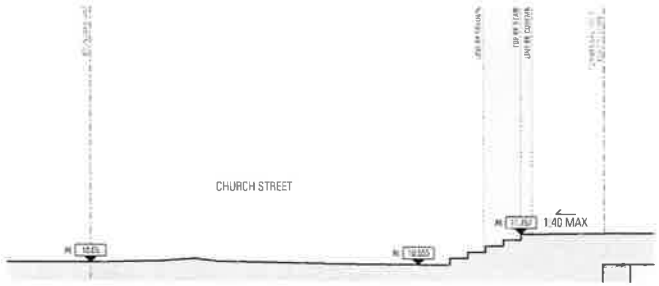

23 ALIGNMENT CROSS SECTION
SCALE 1:100

DEVELOPMENT APPLICATION

REFER PUBLIC DOMAIN DESIGN FOR LEVELS AND ALIGNMENTS IN PARRAMATTA SQUARE AND CHURCH STREET.

Rev	Date	Chk	Description
00	MH	WA	Development Application
01	MH	WA	Development Application
02	MH	WA	Development Application
03	MH	WA	Development Application
04	MH	WA	Development Application

Key Plan

Key Section

Architect
JPW
JOHNSON PILTON WALKER

Project Title
6 & 8 PARRAMATTA SQUARE

Client
walker
Walker Corporation
Level 31 Governor Macquarie Tower
1 Farrer Place SYDNEY NSW 2000 Australia
Telephone +61 (0)73 9200
Facsimile +61 (0)73 7100

Drawing Title
ALIGNMENT SECTIONS
GROUND FLOOR & PODIUM 1
CHURCH STREET

Drawing Number
DA-A-6-0079

Revision
04

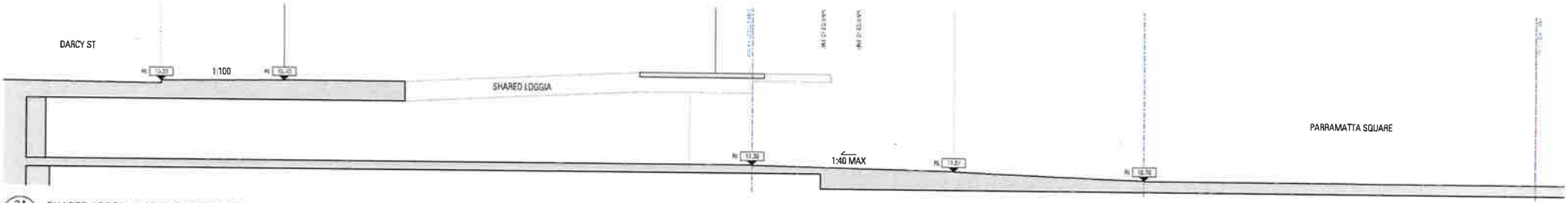

24 SHARED LOGGIA ALIGNMENT SECTION
SCALE 1:100

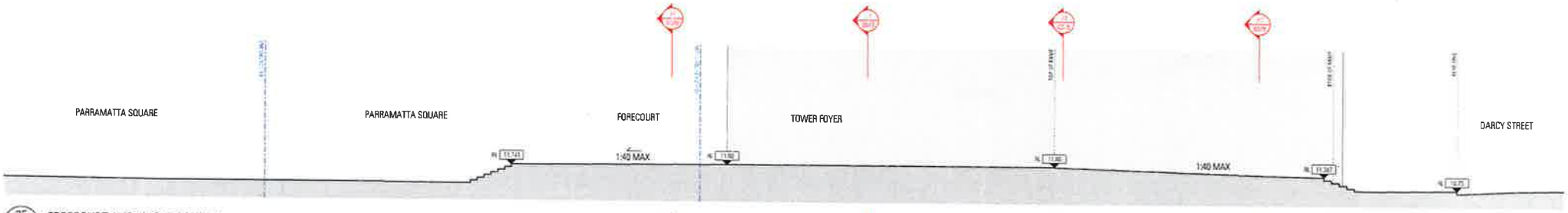

25 FORECOURT ALIGNMENT SECTION
SCALE 1:100

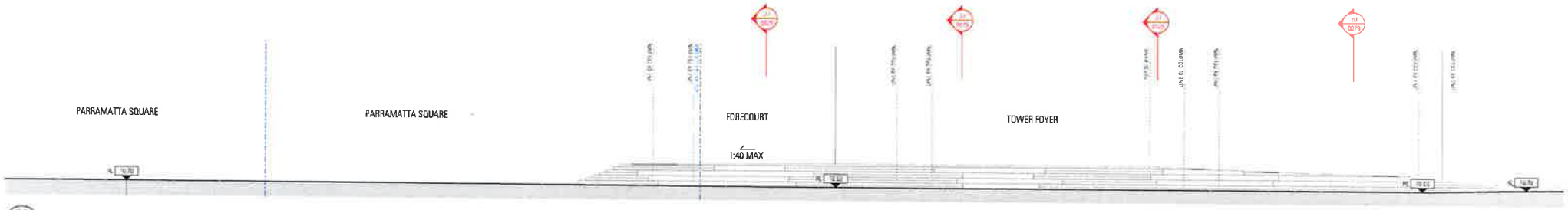

26 CHURCH STREET MALL ALIGNMENT SECTION
SCALE 1:100

DEVELOPMENT APPLICATION

REFER PUBLIC DOMAIN DESIGN FOR LEVELS AND ALIGNMENTS IN PARRAMATTA SQUARE AND CHURCH STREET.

Rev	App	Date	Revision or issue for Item
02	MH	WA	Development Application
03	MH	WA	Development Application
04	MH	WA	Development Application
05	MH	WA	Development Application
06	MH	WA	Development Application

Geotechnical Engineer
Douglas Partners
Level 3, 96 Pacific Highway North Sydney NSW 2060 Australia
Tel: 61 2 9955 2033

Civil Engineer
Taylor Thomson Whitting (NSW) Pty Ltd
Level 15, 140 Arthur Street North Sydney NSW 2060 Australia
Tel: 61 2 9922 2344

Structural Engineer
Taylor Thomson Whitting (NSW) Pty Ltd
Level 15, 140 Arthur Street North Sydney NSW 2060 Australia
Tel: 61 2 9922 2344

Fire Engineer
Mott MacDonald Australia Pty Ltd
Level 27, 383 George St Sydney NSW 2000 Australia
Tel: 61 2 9098 8000

Vertical Transport Consultant
Lerch Bates (Australia) Pty Ltd
Level 2, 14 Glebe Street, Glebe NSW 2037 Australia
Tel: 61 2 9552 2066
Email: sydney@lerchbates.com

Site Plan

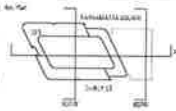

Key Section

Scale / Resolution
1:500 on A1 1:1000 on A3
0 5 10 20 30 40 50

Notes
Do not scale from drawing. Use numerical dimensions. Do not reproduce, modify or transmit this drawing without the express written permission of the Copyright owner. Copyright in this drawing shall vest in the Australian Commonwealth.

Architect
JPW
JOHNSON PILTON WALKER
Level 18 Plaza Building Australia Square 95-99 Clarence Street Sydney New South Wales 2000 Australia
Telephone +61 2 9290 7700
Facsimile +61 2 9290 7701
Email jpw@jpw.com.au

Project Title
6 & 8 PARRAMATTA SQUARE

Client
walker
Walker Corporation
Level 21 Governor Macquarie Tower
1 Farrer Place SYDNEY NSW 2000 Australia
Telephone +61 2 9273 5500
Facsimile +61 2 9273 5900

Drawing Title
ALIGNMENT SECTIONS
GROUND FLOOR & PODIUM 1

Drawing Number
DA-A-6-0080

Revision
04

27 DARCY STREET ALIGNMENT SECTION
SCALE 1:200

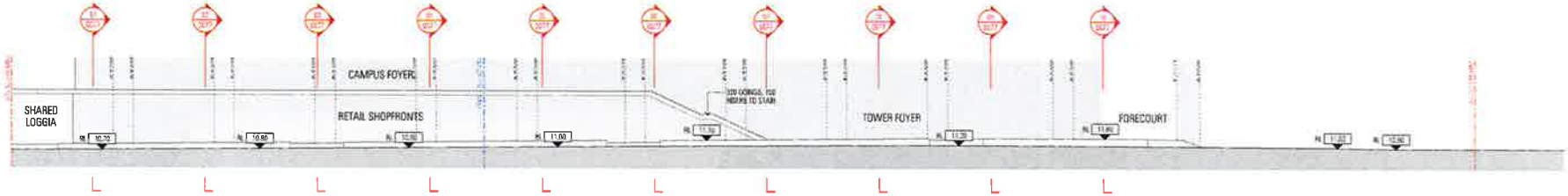

28 PARRAMATTA SQUARE ALIGNMENT SECTION
SCALE 1:200

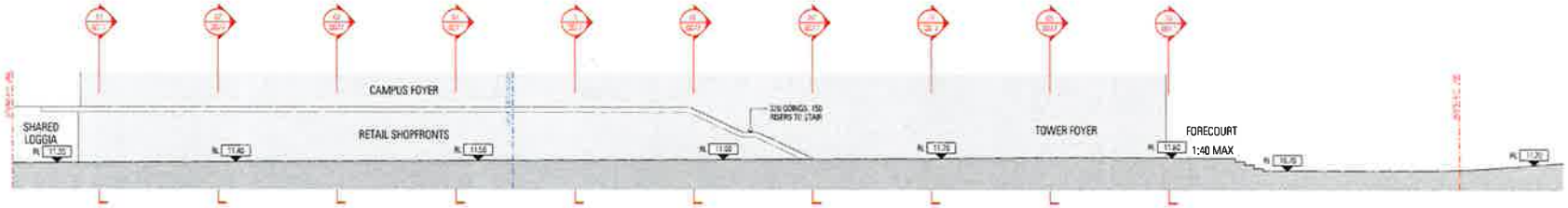

29 PARRAMATTA SQUARE ALIGNMENT SECTION
SCALE 1:200

DEVELOPMENT APPLICATION

REFER PUBLIC DOMAIN DESIGN FOR LEVELS AND ALIGNMENTS IN PARRAMATTA SQUARE AND CHURCH STREET.

Rev	App	Date	Description
02	MH	WA	Development Application
03	MH	VA	Development Application
04	MH	VA	Development Application
05	MH	VA	Development Application
06	MH	VA	Development Application

Geotechnical Engineer
Douglas Partners
Level 3, 96 Pacific Highway NORTH SYDNEY NSW
Tel: 02 9955 2960

Civil / Road Engineer
Level 27, 680 George St SYDNEY NSW
Tel: 02 9231 9100

BCA Consultant / Facade Consultant
WSP
Level 27, 680 George St SYDNEY NSW
Tel: 02 9231 9100

Structural Engineer
WSP
Level 27, 680 George St SYDNEY NSW
Tel: 02 9231 9100

Traffic Engineer
WSP
Level 27, 680 George St SYDNEY NSW
Tel: 02 9231 9100

Services Consultants (Mechanical, Hydraulics, Fire, Electrical)
WSP
Level 27, 680 George St SYDNEY NSW
Tel: 02 9231 9100

Water Engineer
Materials
Sydney Water House
Level 1, 1 Smith Street PARRAMATTA NSW
Tel: 02 8849 6000
Email: enquiry@sydneywater.com.au

ESD / Access Consultants
Wolfenden Group Consultancy
Level 6, 147 Kent Street SYDNEY NSW
Tel: 02 9290 2600

Heritage Consultant
Noel Bennett Heritage Architecture
Level 2, 1 Glen Street MILSONS POINT NSW
Tel: 02 9955 2960

Vertical Transport Consultant
WSP
Level 27, 680 George St SYDNEY NSW
Tel: 02 9231 9100

Acoustic Consultant
Wilkinson Murray
Level 1, 66 Walker St NORTH SYDNEY NSW
Tel: 02 9413 1100

Site Plan

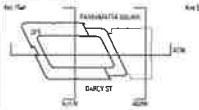

Key Section

Scale / Paper Size
1:200 at A1 / 1:400 at A3
0 2 4 6 8 10M

Survey Notes
Do not scale from drawing. Use marked dimensions. Go to maker or nominated contact for clarification. Contractor to check all dimensions on site before commencement of work. Report any discrepancies to the Architect.
© Copyright of this drawing retained by the Architect.

Architect
JPW
JOHNSON PILTON WALKER
Johnson Pilton Walker Pty Ltd ACN 002 778 691
Level 18 Plus Building Australia Square 33 Pitt Street Sydney
New South Wales 2000 Australia
Telephone +61 2 9251 4100
Facsimile +61 2 9251 4100
Email: jpw@jpw.com.au

Project Title
6 & 8 PARRAMATTA SQUARE

Client
walker
Walker Corporation
Level 27 Governor Macquarie Tower
1 Farrer Place SYDNEY NSW 2000 Australia
Telephone +61 2 9272 6000
Facsimile +61 2 9272 7600

Drawing Title
ALIGNMENT SECTIONS
GROUND FLOOR & PODIUM 1

Drawing Number
DA-A-6-0081
Revision
04

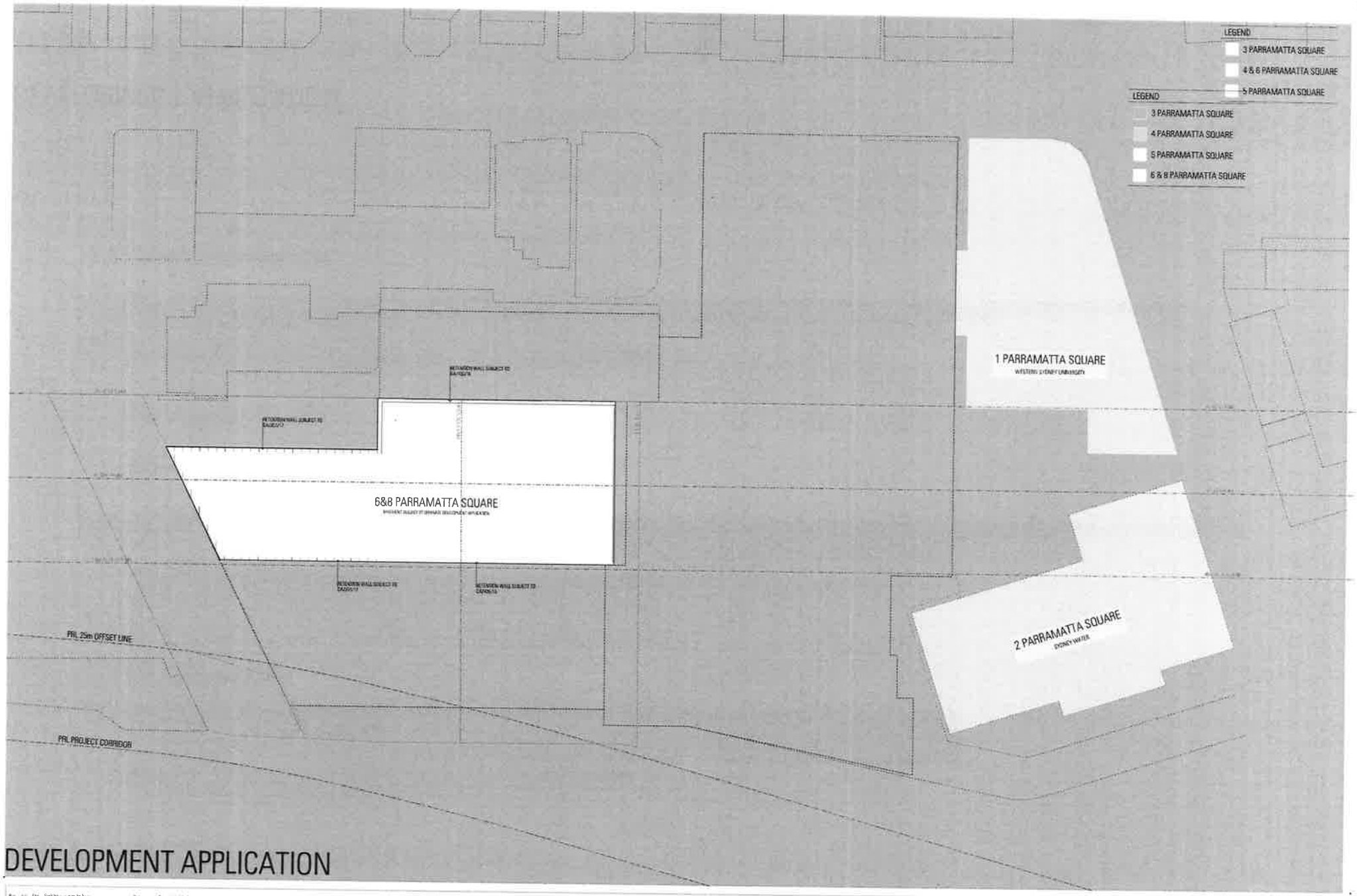

DEVELOPMENT APPLICATION

JPW
JOHNSON PILTON WALKER

Project title
5 & 8 PARRAMATTA SQUARE

Client
walker

Drawing title
PRECINCT PLAN
BASEMENT LEVEL B4

Drawing number
DA-A-6-0501

Revision
04

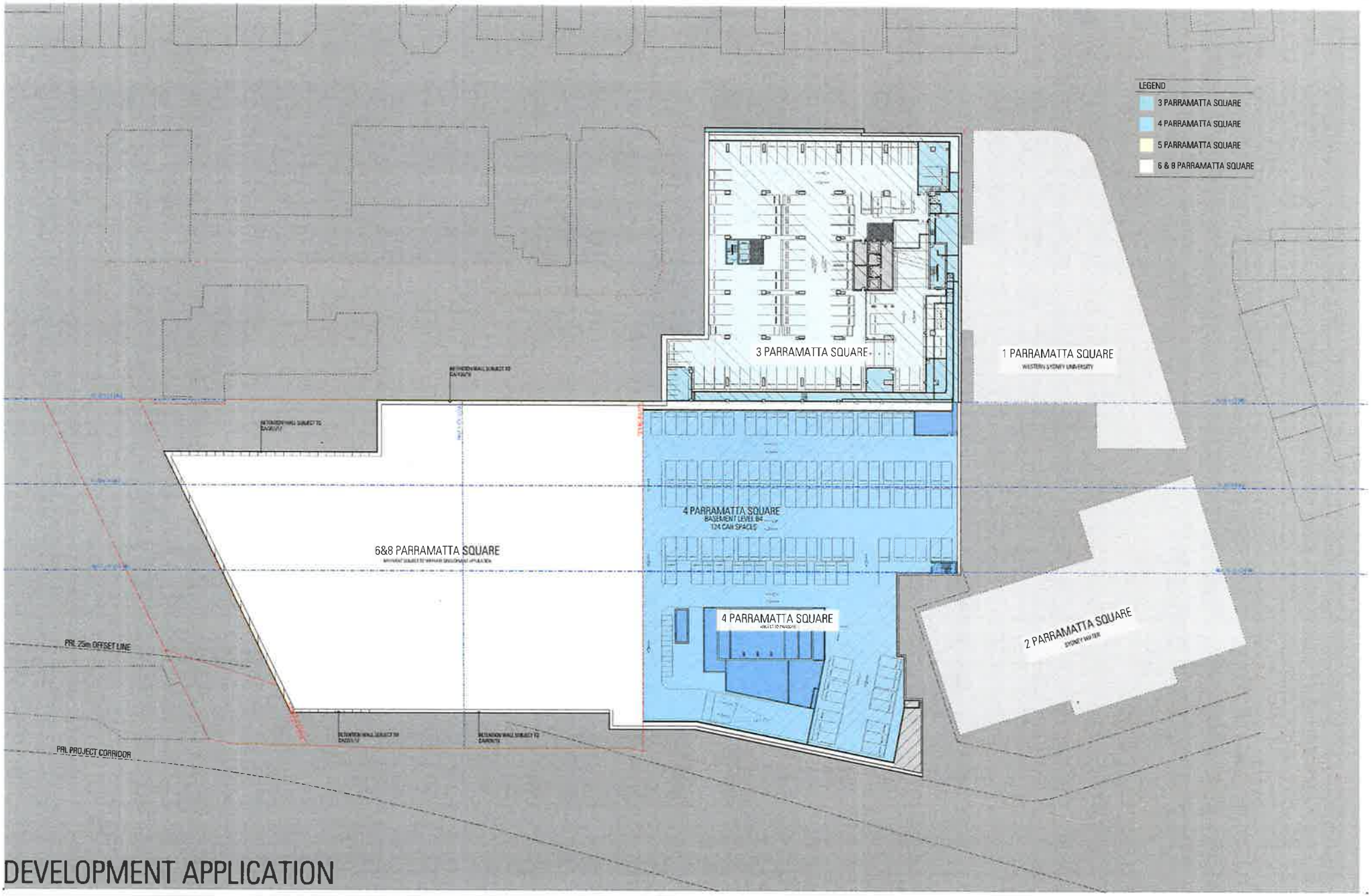

DEVELOPMENT APPLICATION

Geotechnical Engineer
Douglas Partners
Level 1, 96-98 Alexandria Road, WEST RYDE NSW
Tel: 02 9809 0666

Civil / Flood Engineer
WSP
Level 27, 680 George St SYDNEY NSW
Tel: 02 9272 5100

ESD Consultant / Facade Consultant
WSP
Level 27, 680 George St SYDNEY NSW
Tel: 02 9272 5100

Structural Engineer
WSP
Level 27, 680 George St SYDNEY NSW
Tel: 02 9272 5100

Traffic Engineer
WSP
Level 27, 680 George St SYDNEY NSW
Tel: 02 9272 5100

Services Consultant (Mechanical, Hydraulic, Fire, Electrical)
WSP
Level 27, 680 George St SYDNEY NSW
Tel: 02 9272 5100

Wind Engineer
Windtech
127 Kent Road WRIGHT NSW
Tel: 02 9302 2011

BCA / Access Consultant
BCA Access Group Consultancy
Level 6, 155 Kent Street SYDNEY NSW
Tel: 02 9299 9660

Heritage Consultant
NBRS Architecture
Level 2, 4 Cam Street NEWCASTLE NSW
Tel: 02 4929 1399

Vertical Transport Consultant
ACE
Level 1, 38 Miller St NORTH SYDNEY NSW
Tel: 02 9078 5900

Site Plan

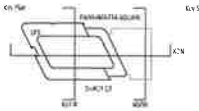

Key Section

Scale / North Point
1:100 @ A1 1:200 @ A3
0 2.5 5 10 15M

Architect
JPW
JOHNSON PILTON WALKER
Level 10 Plan Building Australia Square 25-700 Street Sydney
New South Wales 2000 Australia
Telephone +61 2 9251 7700
Facsimile +61 2 9251 2000
Email: jpw@jpw.com.au

Project
6 & 8 PARRAMATTA SQUARE

Client
walker
Walker Corporation
Level 27 Governor Macquarie Tower
1 Farrer Place SYDNEY NSW 2000 Australia
Telephone +61 2 9272 5100
Facsimile +61 2 9251 7100

Drawing Title
PRECINCT PLAN
BASEMENT LEVEL B3

Drawing Number
DA-A-6-0502

Revision
04

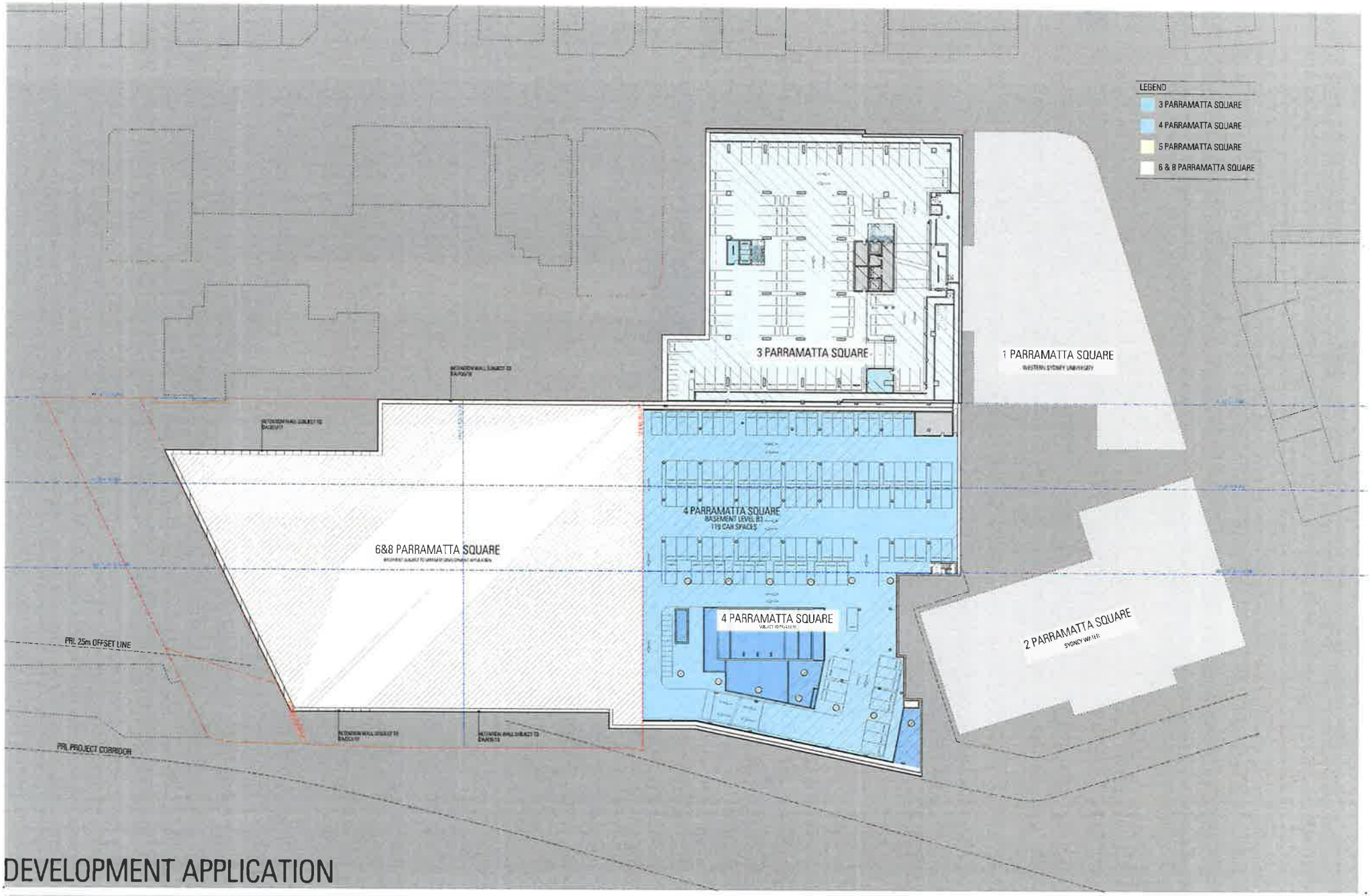

DEVELOPMENT APPLICATION

Architect
JPW
JOHNSON PILTON WALKER

Project
6 & 8 PARRAMATTA SQUARE

Drawing Title
PRECINCT PLAN
BASEMENT LEVEL B2

Drawing No.
DA-A-6-0503

Issue
04

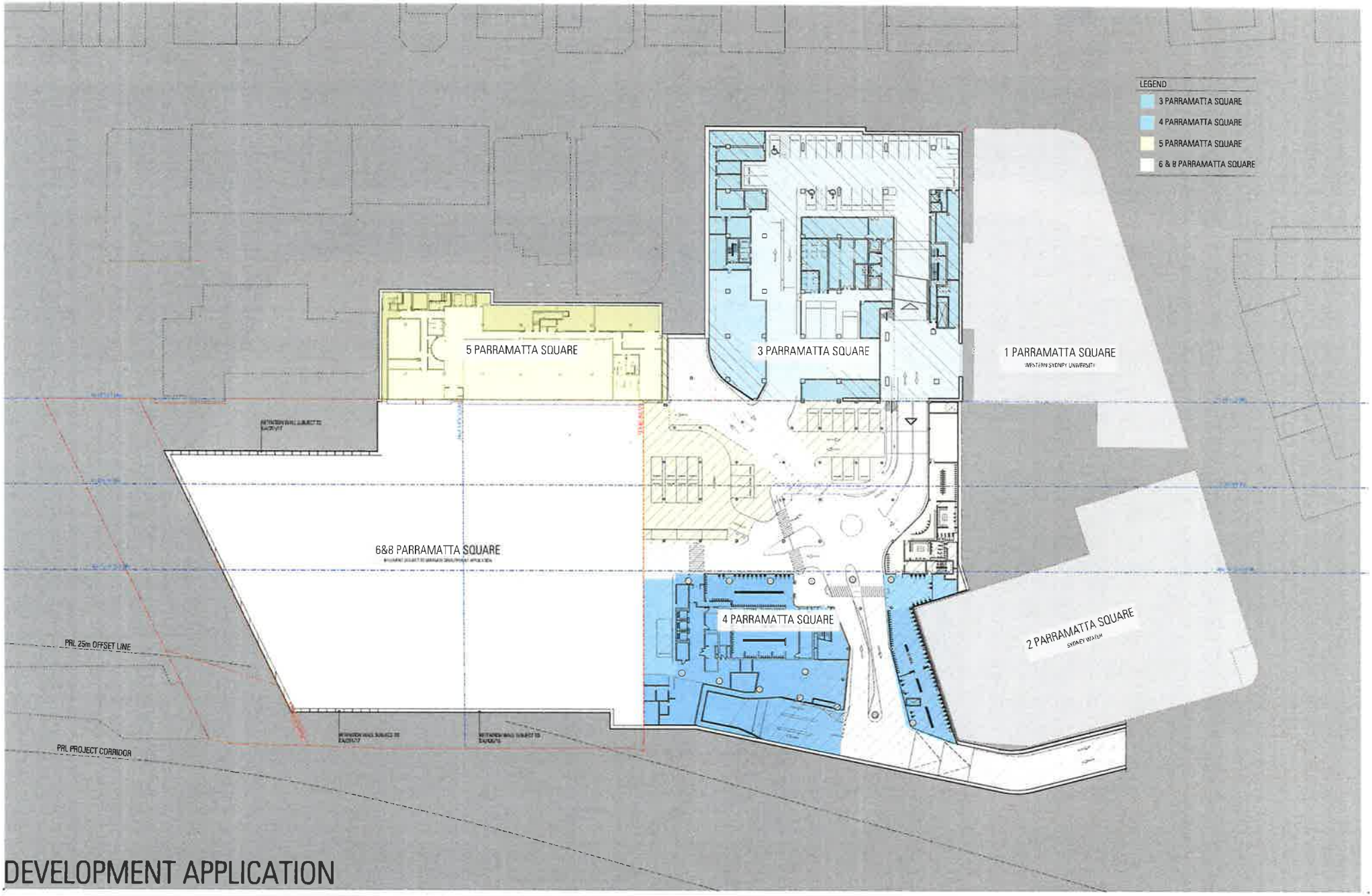

DEVELOPMENT APPLICATION

JPW
JOHNSON PILTON WALKER

walker

6 & 8 PARRAMATTA SQUARE

PRECINCT PLAN
BASEMENT LEVEL B1

DA-A-6-0504

04

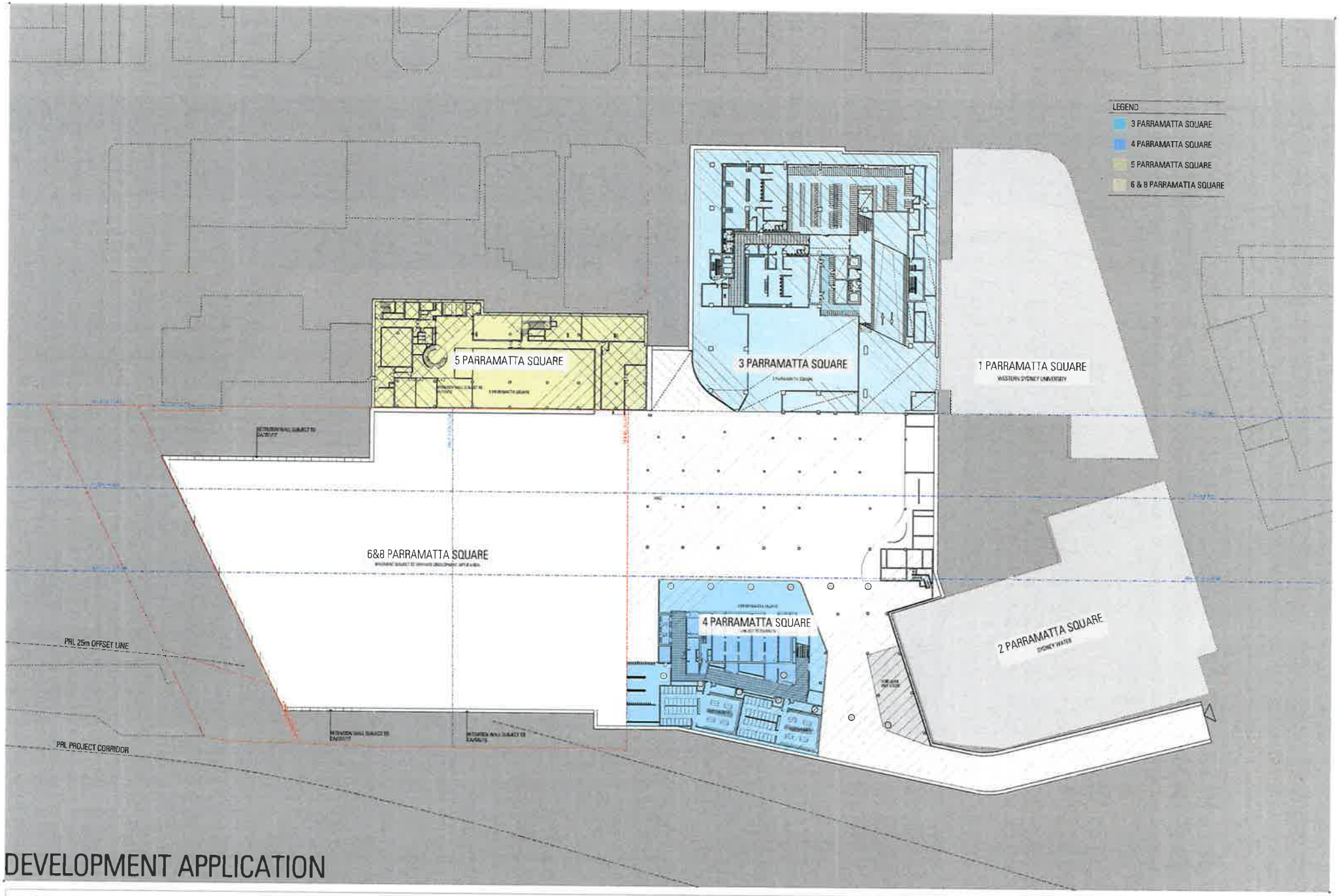

DEVELOPMENT APPLICATION

Architect
JPW
JOHNSON PILTON WALKER

walker

6 & 8 PARRAMATTA SQUARE

PRECINCT PLAN
BASEMENT LEVEL B1 MEZ

DA-A-6-0505

04

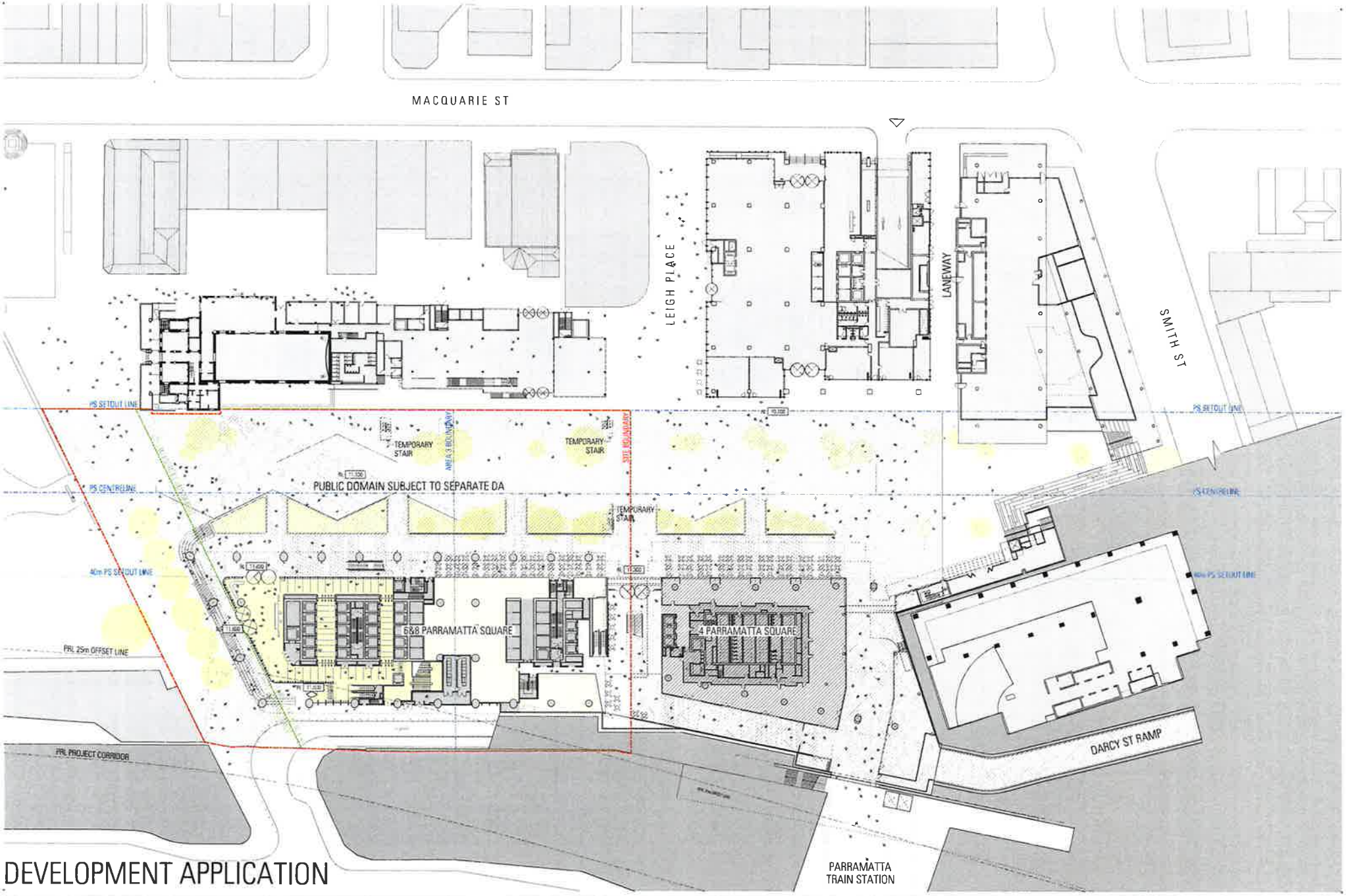

DEVELOPMENT APPLICATION

Rev	Date	Description
01	MH	Development Application
02	MH	Development Application
03	MH	Development Application
04	MH	Development Application

Architect
JPW
JOHNSON PILTON WALKER

Project Title
6 & 8 PARRAMATTA SQUARE

Client
walker

Drawing Title
PRECINCT PLAN
LOWER GROUND (PLAZA)

Drawing Number
DA-A-6-0510

Revision
04

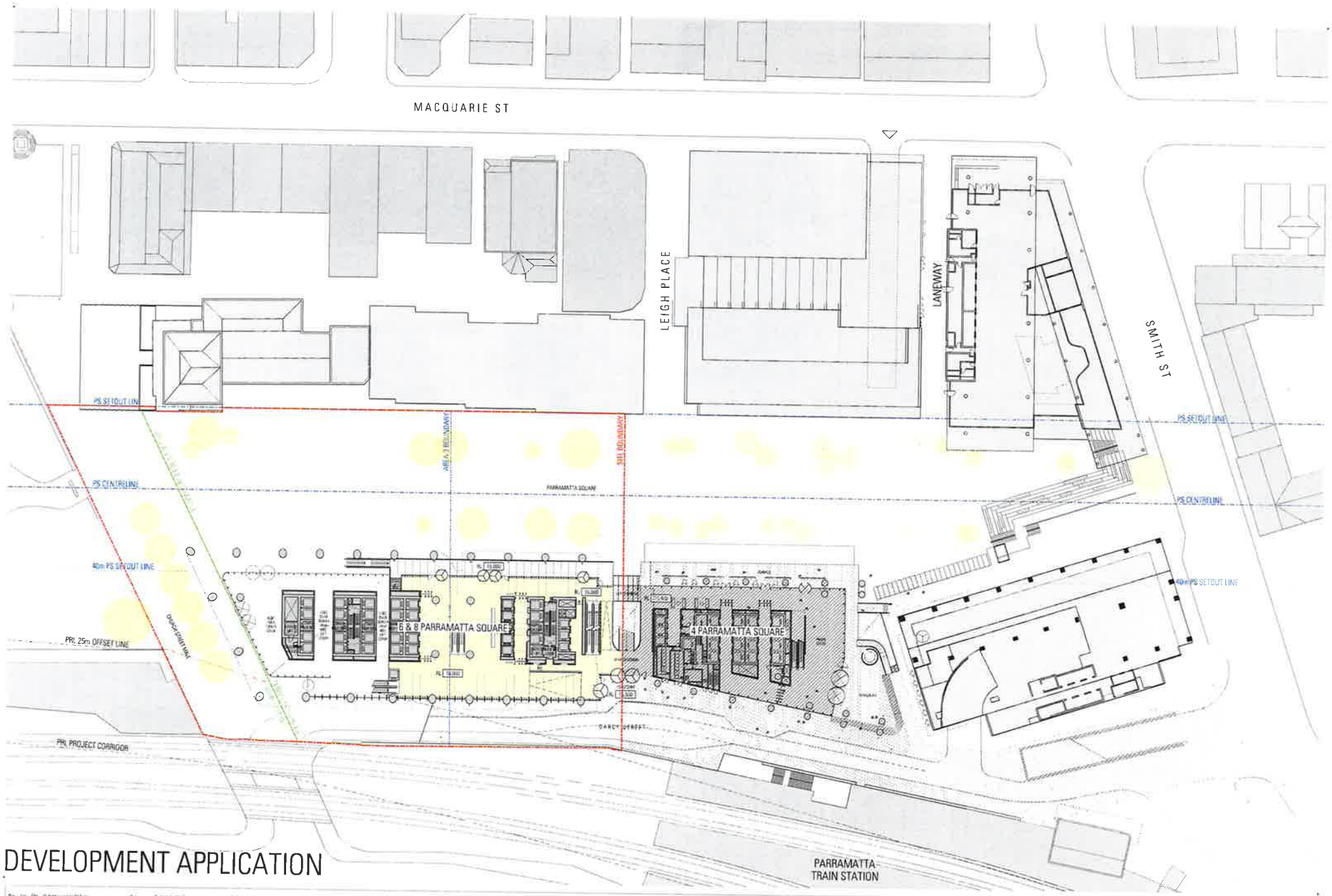

DEVELOPMENT APPLICATION

JPW
JOHNSON PILTON WALKER

6 & 8 PARRAMATTA SQUARE

walker

PRECINCT PLAN
UPPER GROUND (LOBBY)

DA-A-0-2511

04

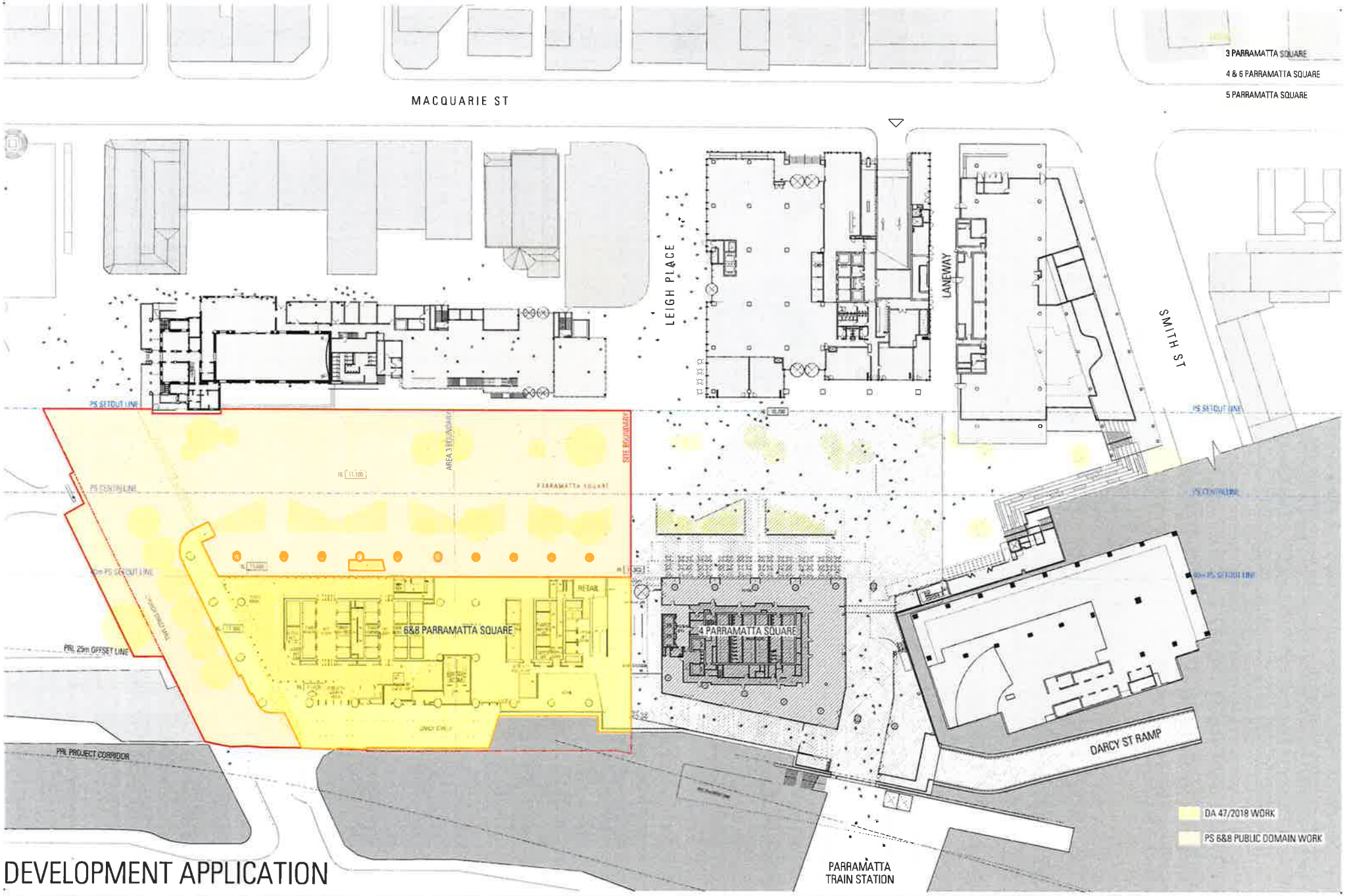

DEVELOPMENT APPLICATION

JPW
JOHNSON PILTON WALKER

6 & 8 PARRAMATTA SQUARE

walker

Drawing Title
DA 47/2018 WORK
LOWER GROUND (PLAZA)

Drawing Number
DA-A-6-0520

Revision
04

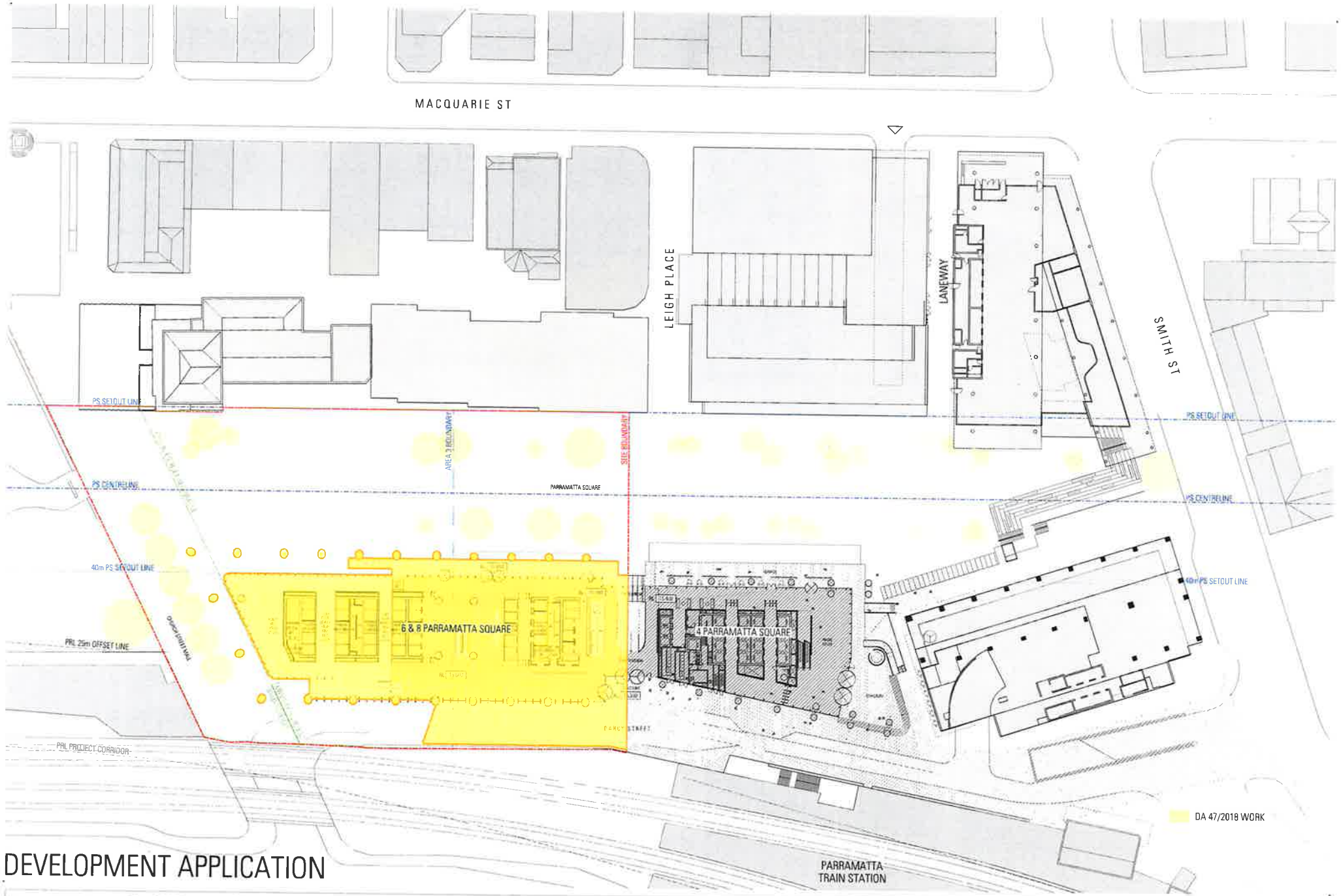

DEVELOPMENT APPLICATION

Rev	Amd	Date	Description
02	AR	14	Development Application
03	AR	14	Development Application
04	AR	14	Development Application

Key Section

Architect
JPW
JOHNSON PILTON WALKER

Project Title
6 & 8 PARRAMATTA SQUARE

walker

Drawing Title
DA 47/2018 WORK
UPPER GROUND (LOBBY)

Drawing Number
DA-A-6-0521

Issue
04

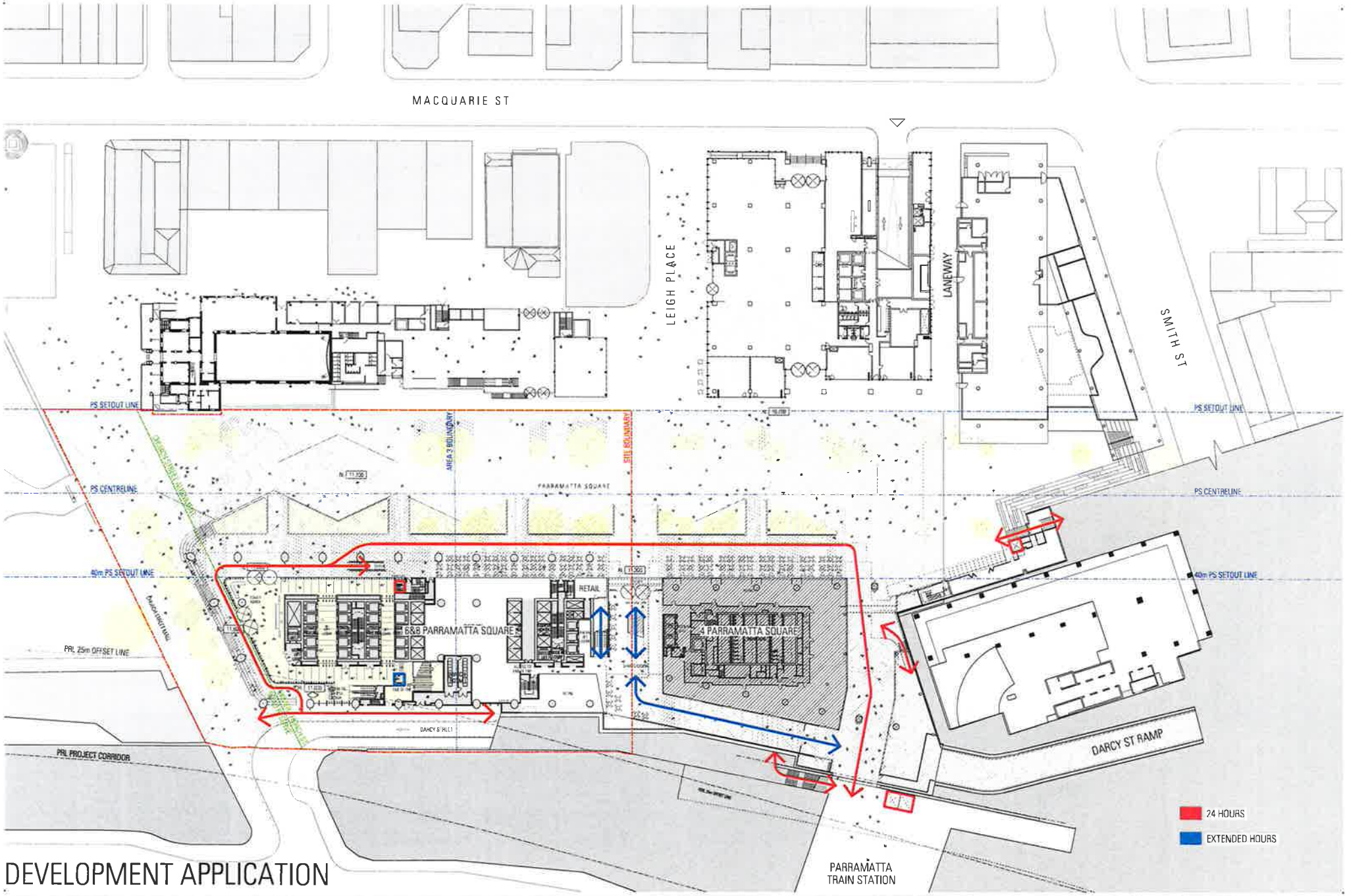

DEVELOPMENT APPLICATION

Key Plan

Key Section

Architect
JPW
JOHNSON PILTON WALKER

Client
walker

Project Title
6 & 8 PARRAMATTA SQUARE

Drawing Title
PRECINCT SITE ACCESS
LOWER GROUND (PLAZA)

Drawing Number
DA-A-6-0530

Issue No.
04

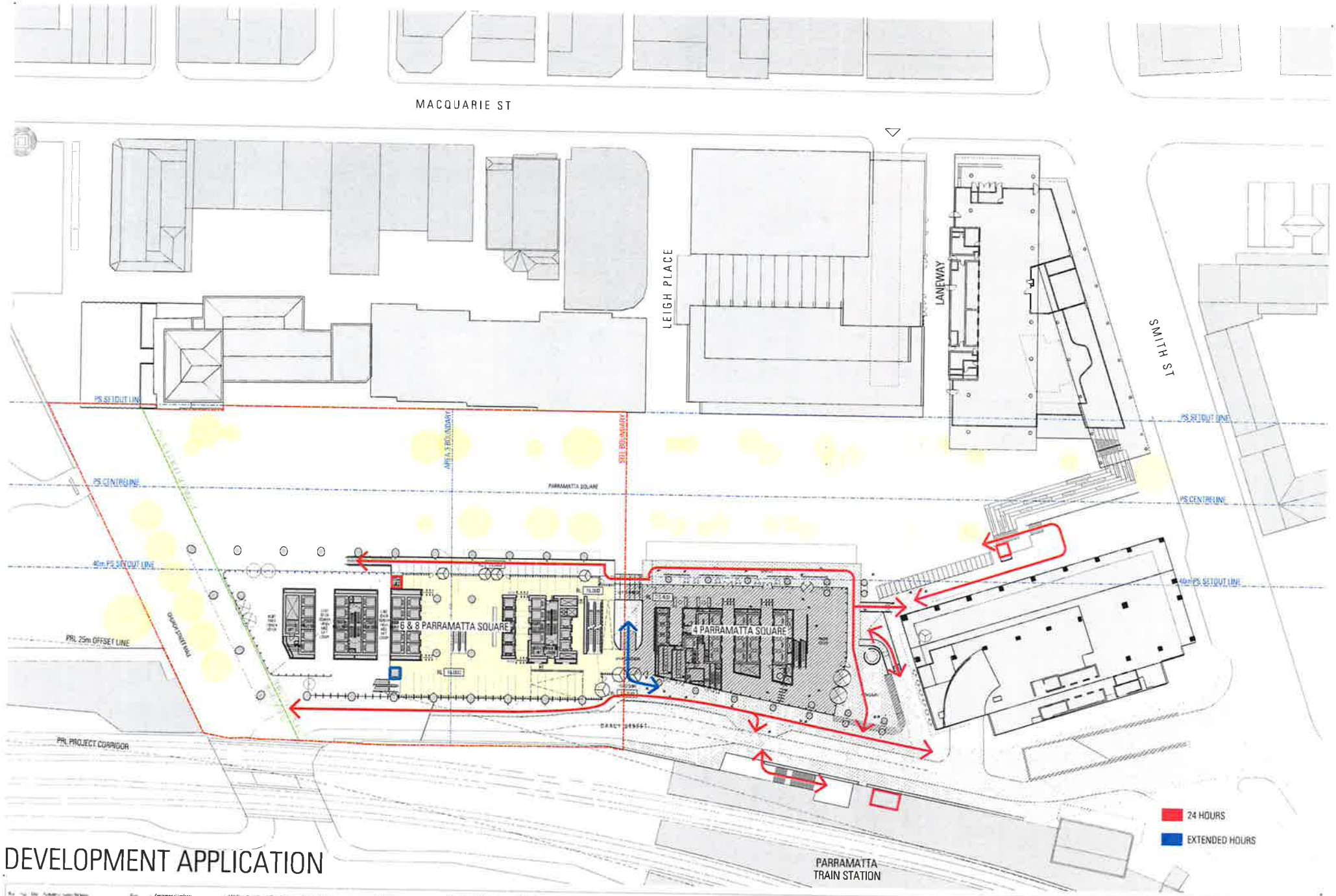

DEVELOPMENT APPLICATION

JPW
JOHNSON PILTON WALKER

6 & 8 PARRAMATTA SQUARE

walker

Drawing title
PRECINCT SITE ACCESS
UPPER GROUND (LOBBY)

Drawing number
DA-A-6-0531

Revision
04

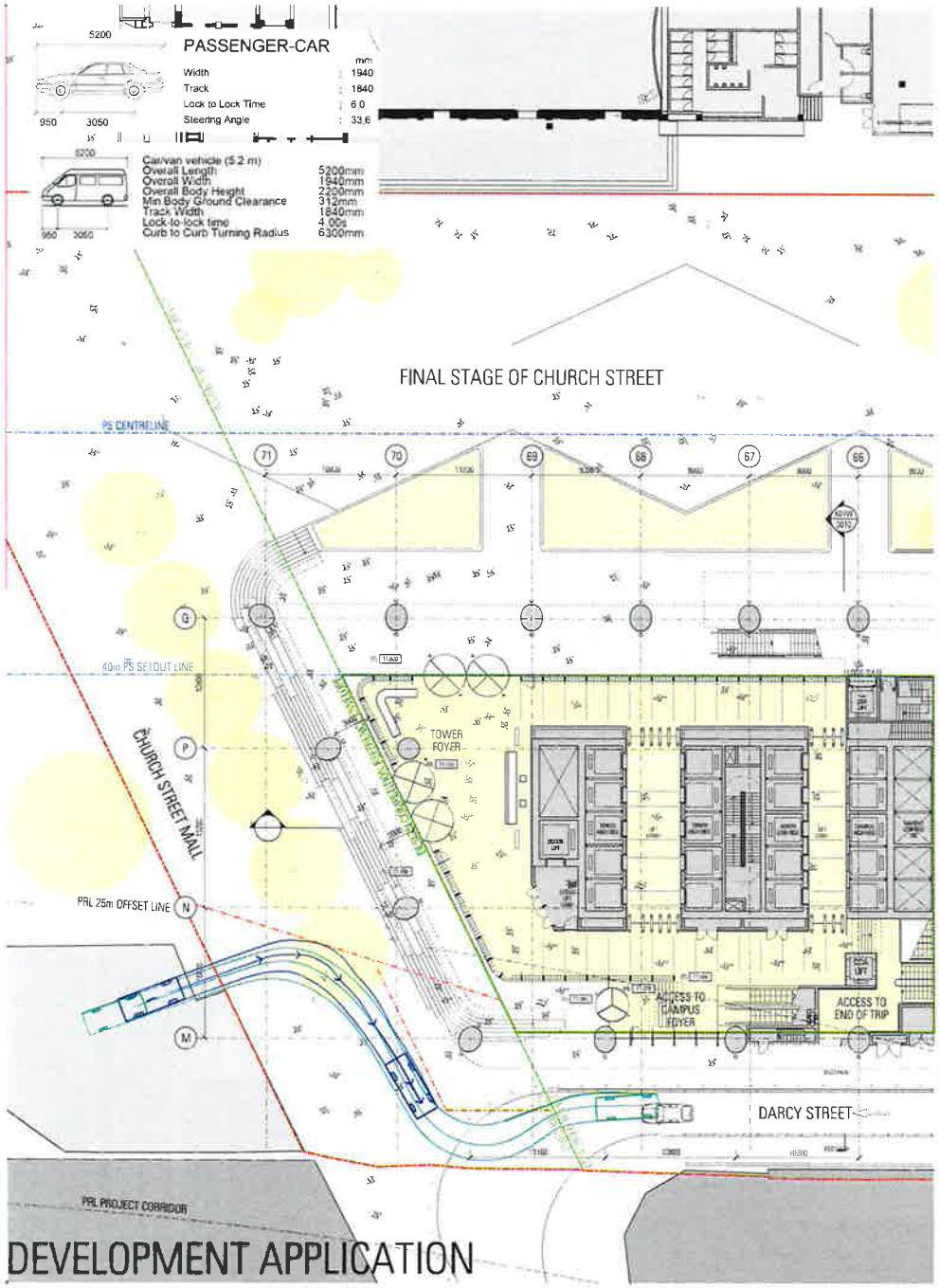

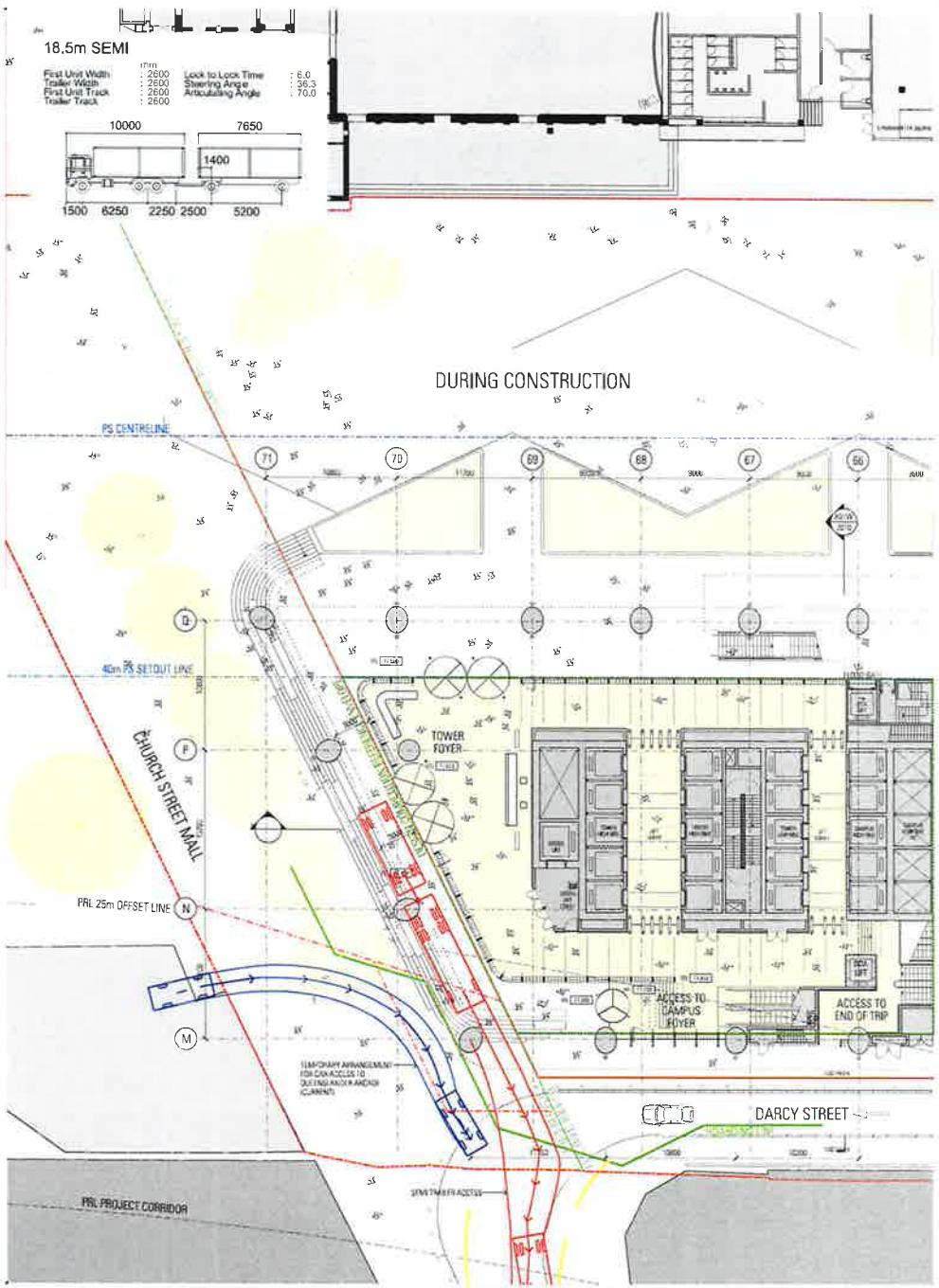

DEVELOPMENT APPLICATION

JPW
JOHNSON PILTON WALKER

walker

5 & 8 PARRAMATTA SQUARE

VEHICLE ACCESS PLAN
LOWER GROUND (PLAZA)

DA-A-0-0540

04

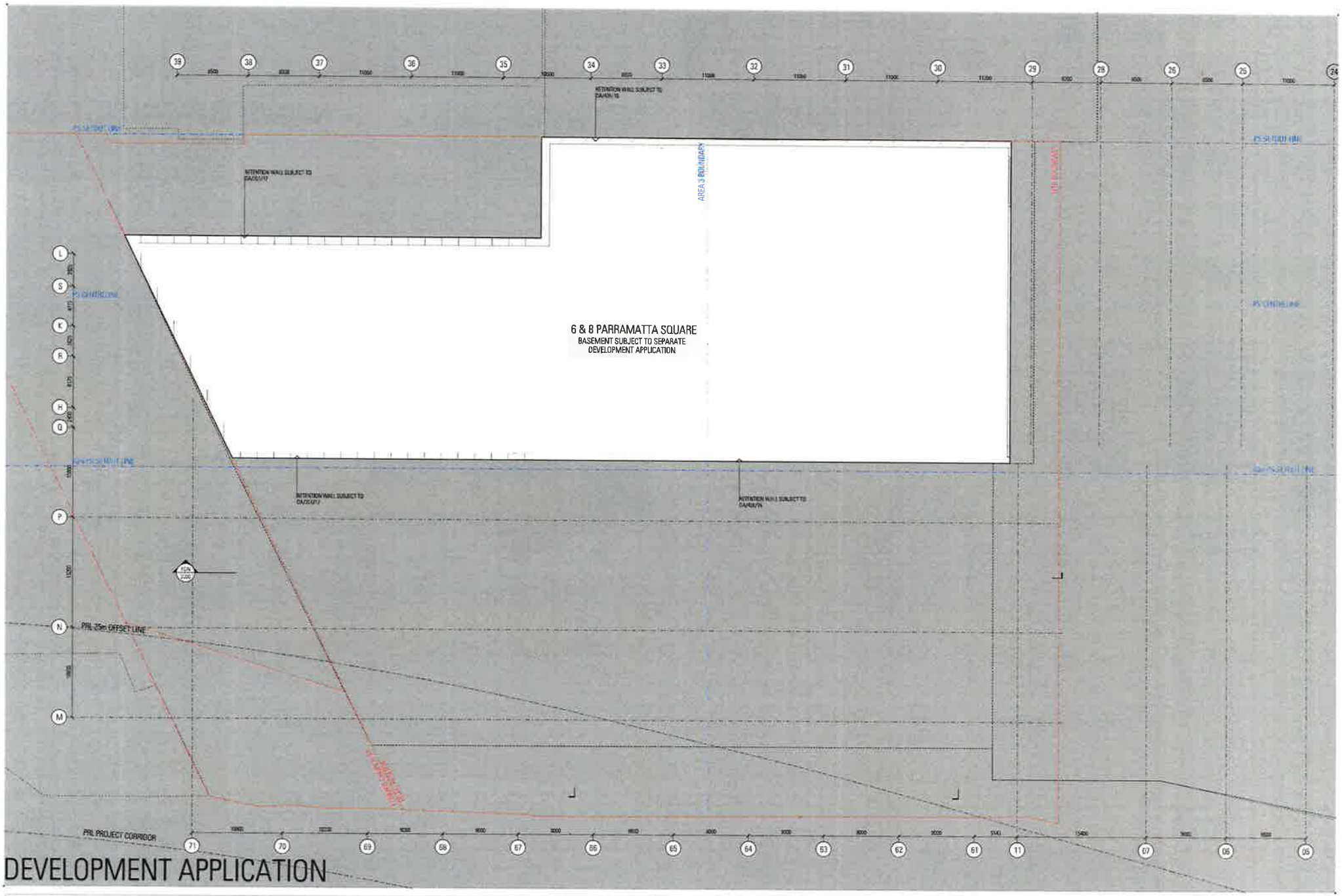

DEVELOPMENT APPLICATION

Rev	Date	Description
01	MH	WA	Development Application
02	MH	WA	Development Application
03	MH	WA	Development Application
04	MH	WA	Development Application
05	MH	WA	Development Application

Geotechnical Engineer
Douglas Partners
Level 1, 96 Hermitage Road West RYDE NSW
Tel 02 9809 0666

Civil / Flood Engineer
WSP
Level 27, 680 George St SYDNEY NSW
Tel 02 9272 5100

LSD Consultant / Acoustic Consultant
WSP
Level 27, 680 George St SYDNEY NSW
Tel 02 9272 5100

Mechanical Engineer
WSP
Level 27, 680 George St SYDNEY NSW
Tel 02 9272 5100

Traffic Engineer
WSP
Level 27, 680 George St SYDNEY NSW
Tel 02 9272 5100

Structure Consultants Mechanical, Hydraulics, Fire, Electrical
WSP
Level 27, 680 George St SYDNEY NSW
Tel 02 9272 5100

Wind Engineer
Windtech
Level 1, 16 Mars Road LANE COVE NSW
Tel 02 9911 2222
E-mail: sydney@windtech-global.com

SCR / Access Consultants
Morrow Design Consultants
Level 6, 135 Kent Street SYDNEY NSW
Tel 02 9262 2411
E-mail: mail@morrowdesign.com.au

Vertical Transport Consultant
ACE
Level 1, 56 Wallis St MOSMAN NSW
Tel 02 9960 2244
E-mail: mail@ace-vt.com.au

Heritage Consultant
NBRS Architecture
Level 2, 4 Cato Street, WOLLONGONG NSW
Tel 02 9357 2244
E-mail: mail@nbrs.com.au

Key Plan

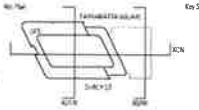

Key Section

Scale / Sketch Level
1:200 @ A1 / 1:400 @ A3
0 1 2 3 4 5 10M

Notes
Do not scale from drawing. Use nominated dimensions. Verify dimensions on site before commencement of any work. Report any discrepancies to the Architect. Copyright in this drawing shall remain in the Architect.

Architect
JPW
JOHNSON PILTON WALKER
Level 18 Nine Building Australia Square 55 Pitt Street Sydney
New South Wales 2000 Australia
Telephone +61 2 9228 1000
Facsimile +61 2 9252 2033
Email jpw@jpw.com

Project Title
6 & 8 PARRAMATTA SQUARE

Client
walker
Walker Corporation
Level 21 Governor Macquarie Tower
1 Farrer Place SYDNEY NSW 2000 Australia
Telephone +61 2 9273 6000
Facsimile +61 2 9273 2500

Drawing Title
BASEMENT
LEVEL B4

Drawing Number
DA-A-6-1001

Revision
04

DEVELOPMENT APPLICATION

Rev	Date	Description
01	MH WA	Development Application
02	MH WA	Development Application
03	MH WA	Development Application
04	MH WA	Development Application

Geotechnical Engineer
Douglas Partners

CSD Consultant / Facade Consultant
WSP

Traffic Engineer
WSP

Wind Engineer
Windtech

Vertical Transport Consultant
NCM

Civil / Flood Engineer
WSP

Structural Engineer
WSP

Services Consultants (Mechanical, Hydraulics, Fire, Electrical)
WSP

BCA / Access Consultants
Morris Goding Access & Mobility

Heritage Consultant
NSW Architects

Key Plan

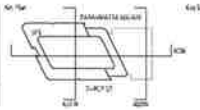

Key Section

Scale / Nominal Paper
1:200 @ A1 / 1:400 @ A3

0 2 4 6 8 10M

Grid North

General Notes
Do not scale from drawing. Use numerical dimensions. Refer discrepancies with relevant Consultant's drawings. Refer Architect to be informed, verified of any discrepancies. Copyright on this drawing retained by the Architect.

Architect
JPW
JOHNSON PILTON WALKER
Level 18 Place Building Parramatta Square 10-16 Phillip Street Parramatta
New South Wales 2150 Australia
Telephone +61 2 9251 2400
Facsimile +61 2 9251 2450
Email parramatta@jpw.com.au

Client
walker
Walker Corporation
Level 21 Governor Macquarie Tower
1 Farrer Place SYDNEY NSW 2000 Australia
Telephone +61 2 9272 5100
Facsimile +61 2 9272 5101

Project Title
6 & 8 PARRAMATTA SQUARE

Drawing Title
BASEMENT
LEVEL B3

Drawing Number
DA-A-6-1002

Revision
04

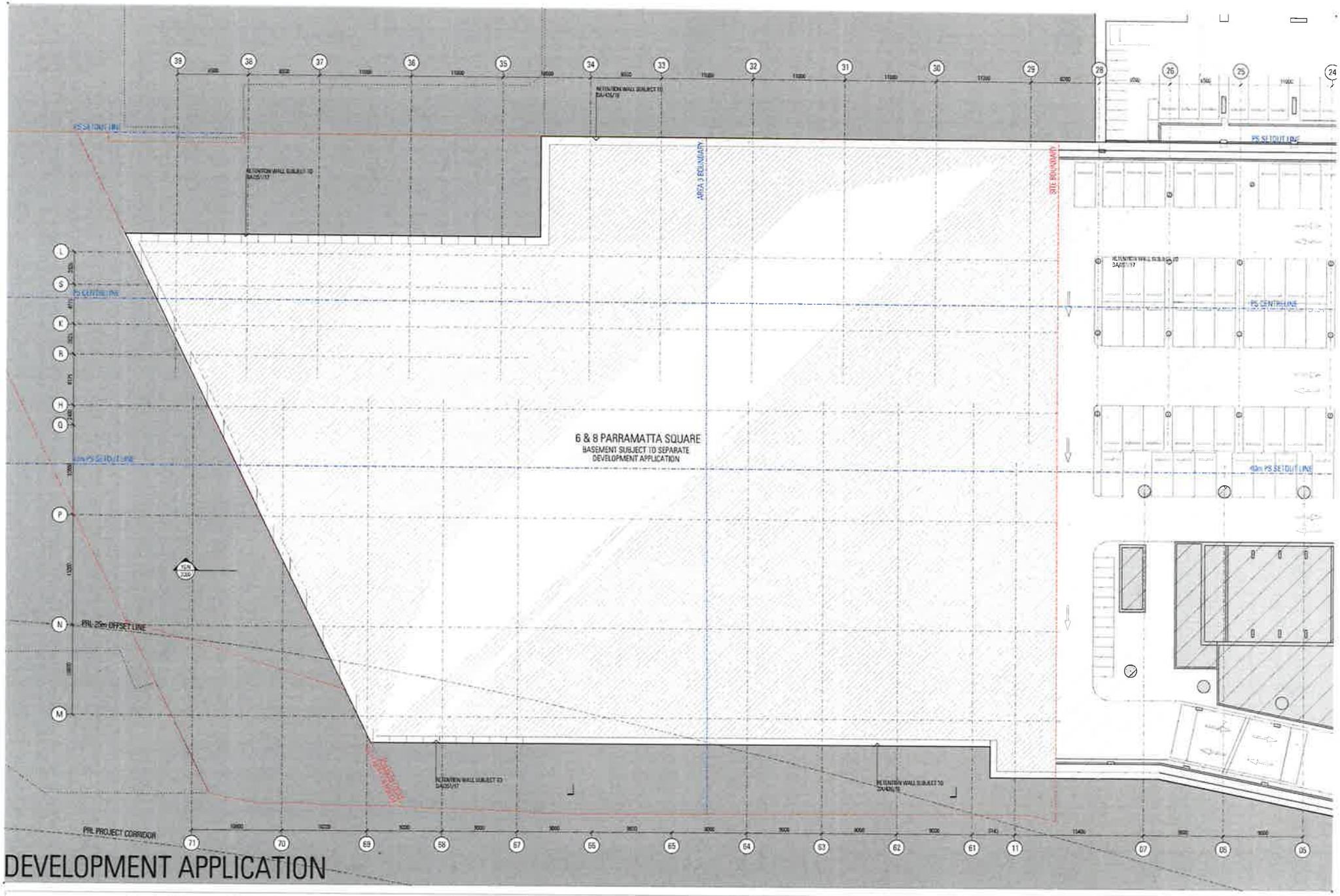

Rev	App	Date	Description of issue for issue
00	MH	WB	Development Application
01	MH	VA	Development Application
02	MH	VA	Development Application
03	MH	VA	Development Application
04	MH	VA	Development Application

Geotechnical Engineer
Douglas Partners
Level 1, 96 Mount Street North Sydney NSW
Tel: 02 9955 2066

Civil Consultant / Facade Consultant
WSP
Level 27, 680 George St SYDNEY NSW
Tel: 02 9272 5100

Traffic Engineer
WSP
Level 27, 680 George St SYDNEY NSW
Tel: 02 9272 5100

Quantity Surveyor
WSP
Level 27, 680 George St SYDNEY NSW
Tel: 02 9272 5100

Structural Engineer
WSP
Level 27, 680 George St SYDNEY NSW
Tel: 02 9272 5100

Services Consultants (Mechanical, Hydraulics, Fire, Electrical)
Wharmby Group Sydney
Level 6, 149 Kent Street SYDNEY NSW
Tel: 02 8243 0600
E-mail: sydney@wharmbygroup.com

BCA / Access Consultants
Access Logic
Level 2, 4 Glen Street MILSONS POINT NSW
Tel: 02 9955 2660
E-mail: info@accesslogic.com.au

Heritage Consultant
NBRS Architecture
Level 2, 4 Glen Street MILSONS POINT NSW
Tel: 02 9922 2344
E-mail: mail@nbrsarchitecture.com

Mechanical Transport Consultant
BCA
Level 7, 66 Wallis St BOTANY SYDNEY NSW
Tel: 02 9653 0033

Key Plan

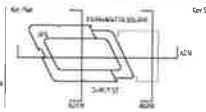

Car Section

Scale / Paper Size
1:200 @ A1 / 1:400 @ A3
0 1 2 4 6 8 10M

Notes
Do not scale from drawing. Verify marked dimensions. To be read in conjunction with all other Consultant's drawings. The Architect is to be notified of any discrepancies. Copyright in the drawing retained by the Architect.

Architect
JPW
JOHNSON PILTON WALKER
Johnson Pilton Walker Pty Ltd ACN 000 778 876
Level 18 Rose Building Australia Square 95 Pitt Street Sydney
New South Wales 2000 Australia
Telephone +61 2 9251 2100
Facsimile +61 2 9251 2101
Email jpw@jpw.com.au

Project Title
6 & 8 PARRAMATTA SQUARE

Client
walker
Walker Corporation
Level 21 Governor Macquarie Tower
1 Farrer Place SYDNEY NSW 2000 Australia
Telephone +61 2 9272 5100
Facsimile +61 2 9272 5101

Drawing Title
BASEMENT
LEVEL B2

Drawing Number
DA-A-S-1003

Revision
04

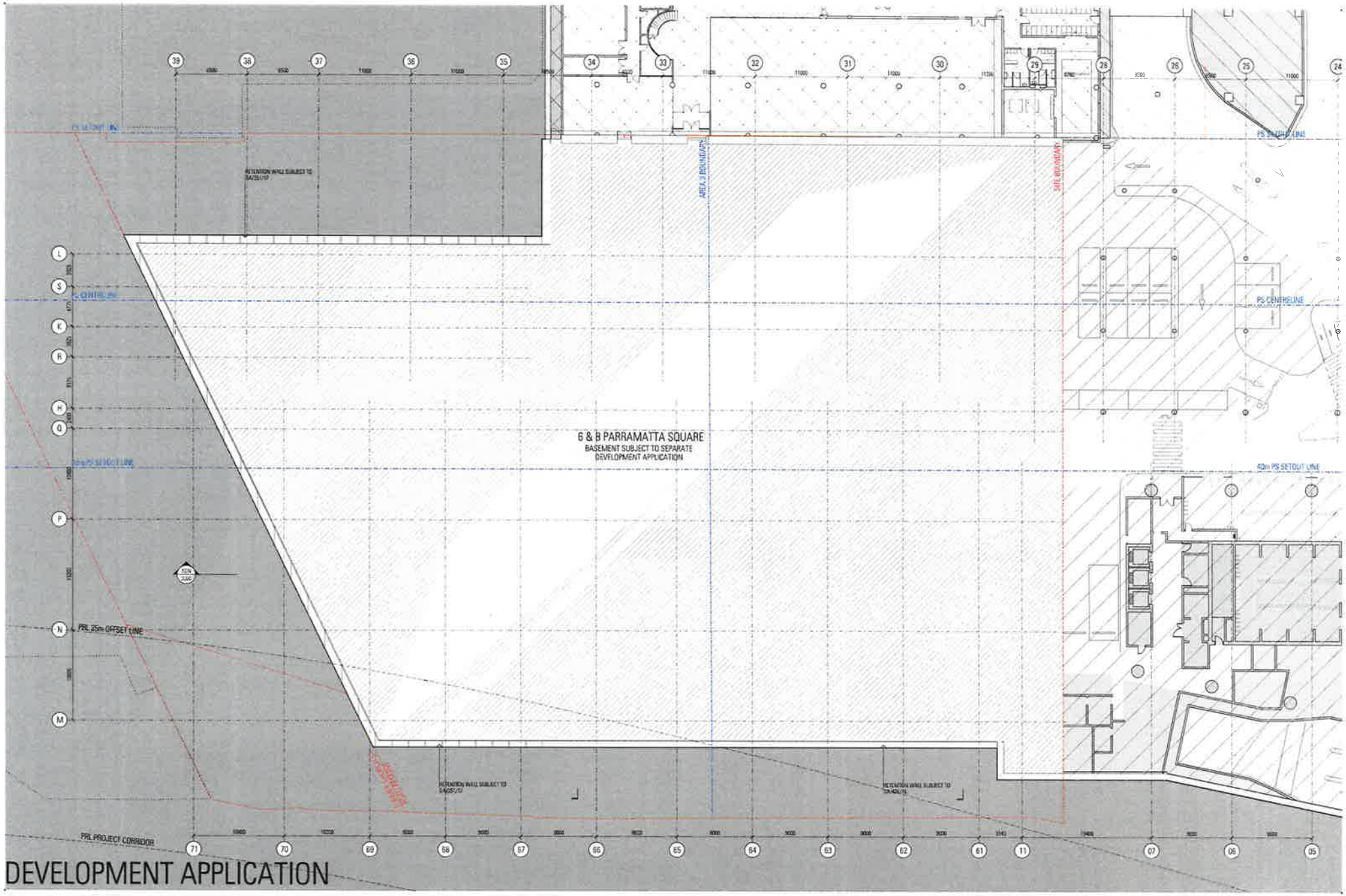

Rev	Amd	Date	Reason for issue / Issue
[illegible]	MH	WB	Development Application
[illegible]	MH	WA	Development Application
[illegible]	MH	WA	Development Application
[illegible]	MH	WA	Development Application
[illegible]	MH	WA	Development Application

Date Plotted: [illegible]

Geotechnical Engineer: Douglas Partners
Level 1, 96 Hermitage Rd WEST RYDE NSW
Tel: 02 9809 0600

CSD Consultant / Facade Consultant: NCC
Level 27, 580 George St SYDNEY NSW
Tel: 02 9270 2700

Traffic Engineer: ARUP
Level 27, 580 George St SYDNEY NSW
Tel: 02 9272 5100

Wind Engineer: Windtech
Level 3, 6-8 Clarence Street SYDNEY NSW
Tel: 02 9262 2202
E-mail: [illegible]

Vertical Transport Consultant: NCC
Level 1, 66 Walker St NORTH SYDNEY NSW
Tel: 02 9878 0544

Civil / Road Engineer: ARUP
Level 27, 580 George St SYDNEY NSW
Tel: 02 9272 5100

Structural Engineer: ARUP
Level 27, 580 George St SYDNEY NSW
Tel: 02 9272 5100

Services Consultants, Mechanical, Hydraulic, Fire, Electrical: ARUP
Level 27, 580 George St SYDNEY NSW
Tel: 02 9272 5100

BCA / Access Consultants: Morrissey Group Consultancy
Level 6, 139 Kent Street SYDNEY NSW
Tel: 02 9241 4544
E-mail: [illegible]

Heritage Consultant: NBRS Architecture
Level 2, 4 Glen Street MILSONS PT. NSW
Tel: 02 9922 1309
E-mail: [illegible]

Key Plan

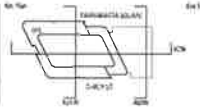

Site Section

Scale / Metric Paper
1:200 @ A1 1:400 @ A3

0 2 4 6 8 10M

Notes of Notes
Do not scale from drawing. Use marked dimensions. In the event of a number conflict between Consultant's drawings, the Architect is to be immediately notified. Copyright of this drawing vested in the Architect.

Architect
JPW
JOHNSON PILTON WALKER
Level 19 Place Ballarat Australia Square 35 Pitt Street Sydney
New South Wales 2000 Australia
Telephone +61 2 9247 1888
Facsimile +61 2 9251 2100
Email jpw@jpw.com.au

Project Title
6 & 8 PARRAMATTA SQUARE

Client
walker
Walker Corporation
Level 21 Governor Macquarie Tower
1 Farrer Place SYDNEY NSW 2000 Australia
telephone +61 2 9272 5000
Facsimile +61 2 9251 7400

Drawing Title
BASEMENT
LEVEL B1

Drawing Number
DA-A-6-1004

Issue
04

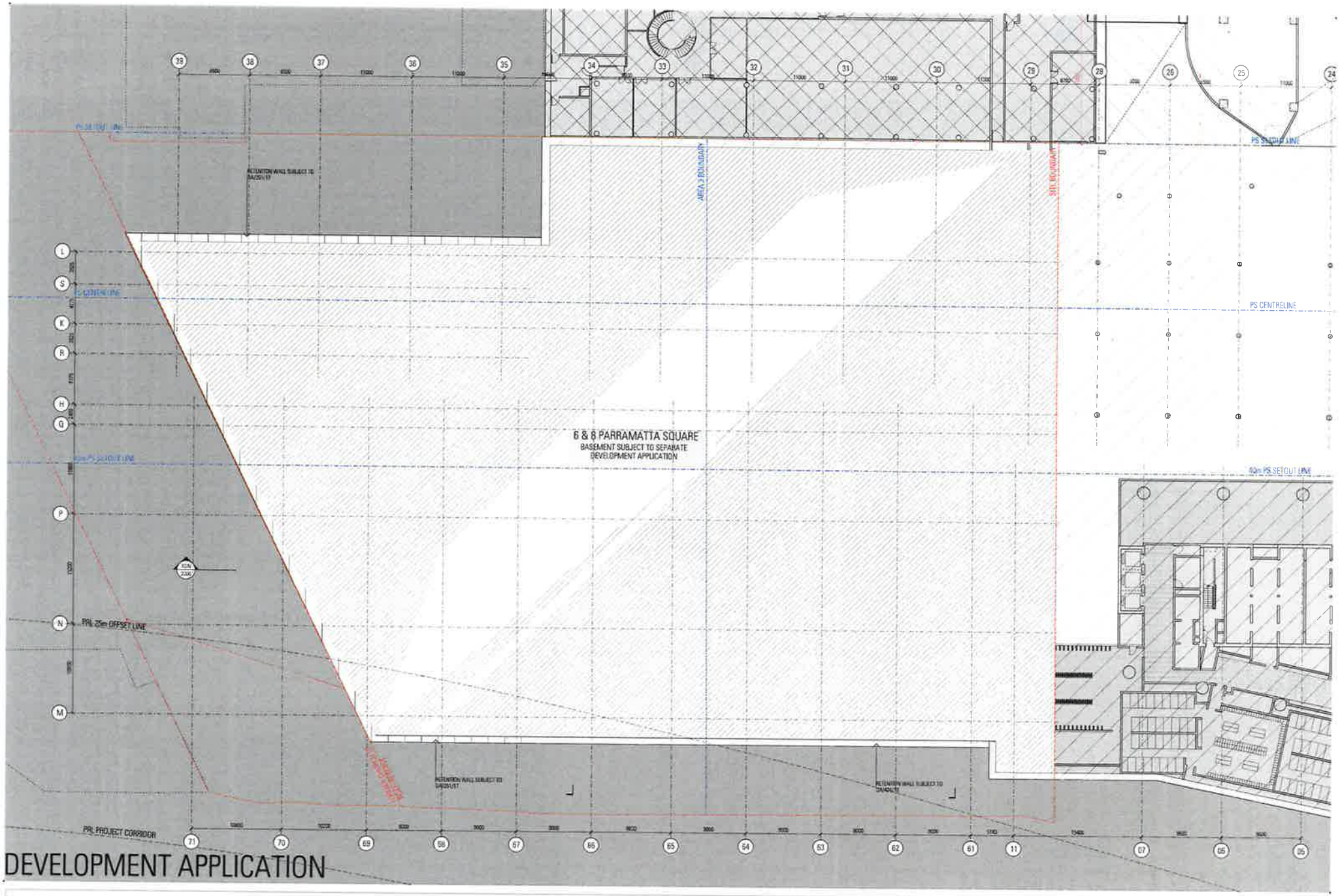

Rev	Auz	Clar	Application to Issue for Issue	Date
01	MH	WA	Development Application	28/10/17
02	MH	WA	Development Application	28/10/18
03	MH	WA	Development Application	19/11/18
04	MH	WA	Development Application	16/11/18
05	MH	WA	Development Application	16/11/18

Geotechnical Engineer
Douglas Partners
Level 3, 96 Pacific Highway NORTH SYDNEY NSW
Tel 02 9955 2066

Civil / Road Engineer
WSP
Level 27, 680 George St SYDNEY NSW
Tel 02 9272 5100

LSD Consultant / Facade Consultant
WSP
Level 27, 680 George St SYDNEY NSW
Tel 02 9272 5100

Structural Engineer
WSP
Level 27, 680 George St SYDNEY NSW
Tel 02 9272 5100

Traffic Engineer
WSP
Level 27, 680 George St SYDNEY NSW
Tel 02 9272 5100

Services Consultants (Mechanical, Hydraulics, Fire, Electrical)
WSP
Level 27, 680 George St SYDNEY NSW
Tel 02 9272 5100
E-mail: sydney@wsp-pb.com

Wind Engineer
Windtech
320 Pacific Road RYDE NSW
Tel 02 9809 5340
E-mail: info@windtech-global.com

ADA / Access Consultants
Morris-Goding Access Consultancy
Level 3, 165 Kent Street SYDNEY NSW
Tel 02 9262 3553
E-mail: sydney@morrisgoding.com

Heritage Consultant
NSW Architects
Level 3, 2 Glen Street MILSONS PT. NSW
Tel 02 9922 1266
E-mail: mail@nsw-architects.com

Vertical Transport Consultant
ADCI
Level 1, 30 Atchison St NORTH SYDNEY NSW
Tel 02 9956 6962

Key Plan

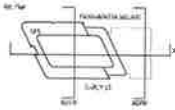

Key Section

Scale / Metric Form
1:200 at A1 1:400 at A3
0 2 4 6 8 10M

Architect
JPW
JOHNSON PILTON WALKER
Journey + Pilton Walker Pty Ltd (ACN 003 770 896)
Level 18 Place Walking Australia Square 39 Pitt Street Sydney
New South Wales 2000 Australia
Telephone +61 2 9223 1366
Facsimile +61 2 9223 1530
Email jpw@jpw.com.au

Project Title
6 & 8 PARRAMATTA SQUARE

Client
walker
Walker Corporation
Level 21 Governor Macquarie Tower
1 Farrer Place SYDNEY NSW 2000 Australia
Telephone +61 2 9272 6500
Facsimile +61 2 9251 7700

Drawing Title
BASEMENT
LEVEL B1 MEZ

Drawing Number
DA-A-6-1005

Revision
04

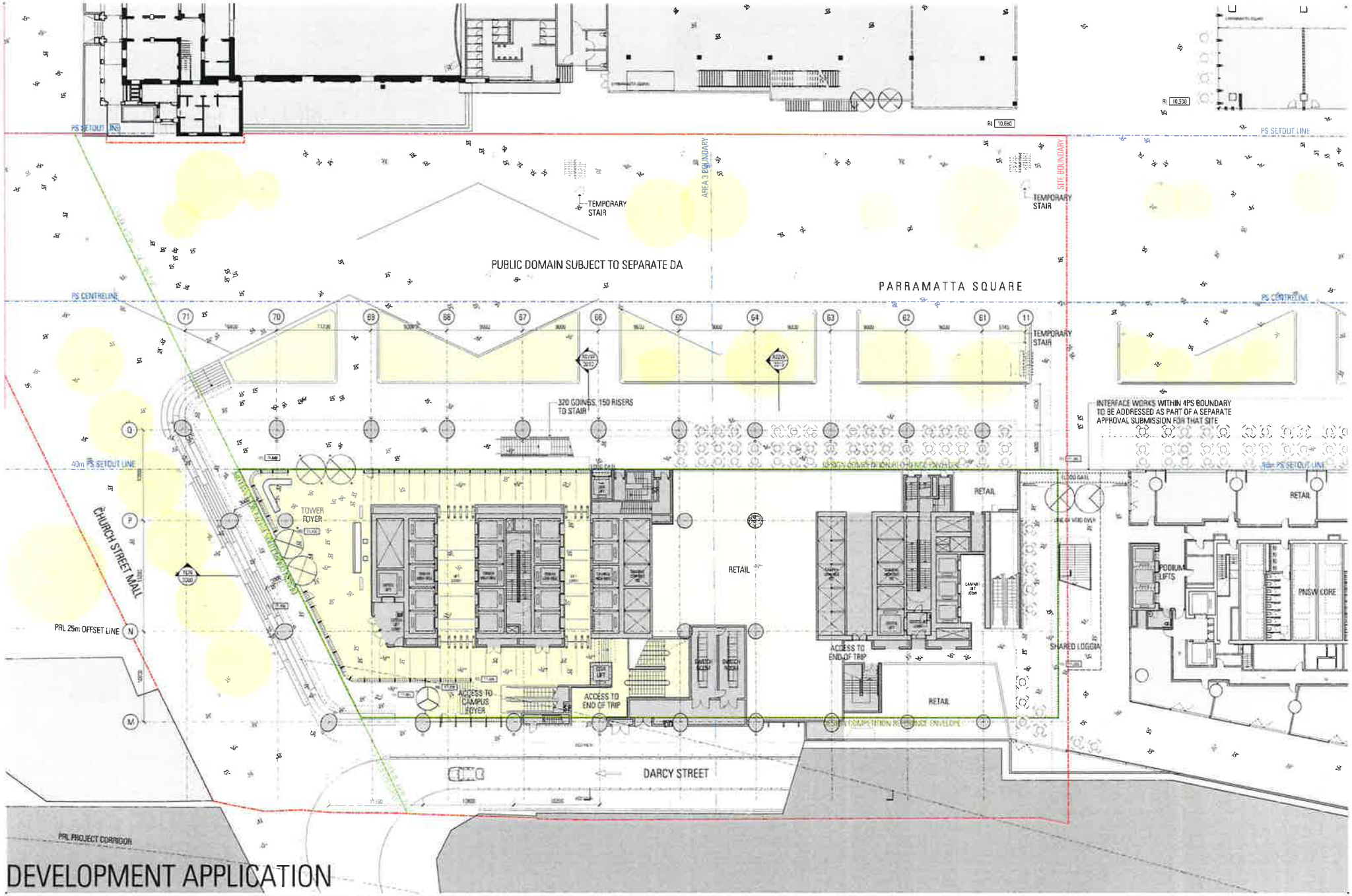

DEVELOPMENT APPLICATION

Rev	Iss	Chk	Description of revision for issue	Date
01	MI	WB	Development Application	28.12.17
02	MI	WA	Development Application	22.02.18
03	MI	WA	Development Application	12.04.18
04	MH	WA	Development Application	04.07.18
05	MI	WA	Development Application	30.07.18

Geotechnical Engineer
Douglas Partners
Level 3, 96 Pacific Highway North Sydney NSW
Tel 02 9955 2066

Civil / Flood Engineer
WSP
Level 27, 680 George St SYDNEY NSW
Tel 02 9272 5100

LED Consultant / Facade Consultant
WSP
Level 27, 680 George St SYDNEY NSW
Tel 02 9272 5100

Structural Engineer
WSP
Level 27, 680 George St SYDNEY NSW
Tel 02 9272 5100

Traffic Engineer
WSP
Level 27, 680 George St SYDNEY NSW
Tel 02 9272 5100

Systems Consultants Mechanical, Hydraulic, Fire, Electrical
WSP
Level 27, 680 George St SYDNEY NSW
Tel 02 9272 5100

Wind Engineer
Windtech
Level 2, 6-10 O'Connor St RYDE NSW
Tel 02 9805 2022
Email: sydney@windtech.com.au

BCA / Access Consultants
Access Group Sydney
Level 4, 165 Walker Street SYDNEY NSW
Tel 02 9922 2344
Email: sydney@accessgroup.com.au

Heritage Consultant
Noel Bennett Heritage Architects
Level 1, 7-9 Glen Street MILSONS POINT NSW
Tel 02 9922 1309
E-mail: architects@noelbennett.com.au

Vertical Transport Consultant
KCH
Level 2, 66 Berry St NORTH SYDNEY NSW
Tel 02 9929 6000

Site Plan

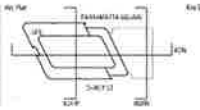

Key Section

Scale / North Point
1:200 @ A1 · 1:400 @ A3
0 1 2 3 4 5 10M
GFA BOUNDARY
CHURCH STREET ALIGNMENT

General Notes
Do not scale from drawing. Use marked dimensions. Refer any discrepancies or inconsistencies to the Architect. Report all other Consultant's drawings to the Architect prior to commencement, report any discrepancies from Copyright in this drawing retained by the Architect.

Architect
JPW
JOHNSON PILTON WALKER
Johnson Pilton Walker Pty Ltd ACN 003 270 553
Level 19 Nine Railway Parade Square St Pitt Street Sydney
New South Wales 2000 Australia
Telephone +61 2 9279 5200
Facsimile +61 2 9279 5400
Email: jpw@jpw.com.au

Project Title
6 & 8 PARRAMATTA SQUARE

Client
walker
Walker Corporation
Level 21 Governor Macquarie Tower
1 Farrer Place SYDNEY NSW 2000 Australia
Telephone +61 (02) 9253 9000
Facsimile +61 (02) 9253 9400

Drawing Title
PUBLIC DOMAIN
LOWER GROUND (PLAZA)

Drawing Number
DA-A-G-1010

Revision
04

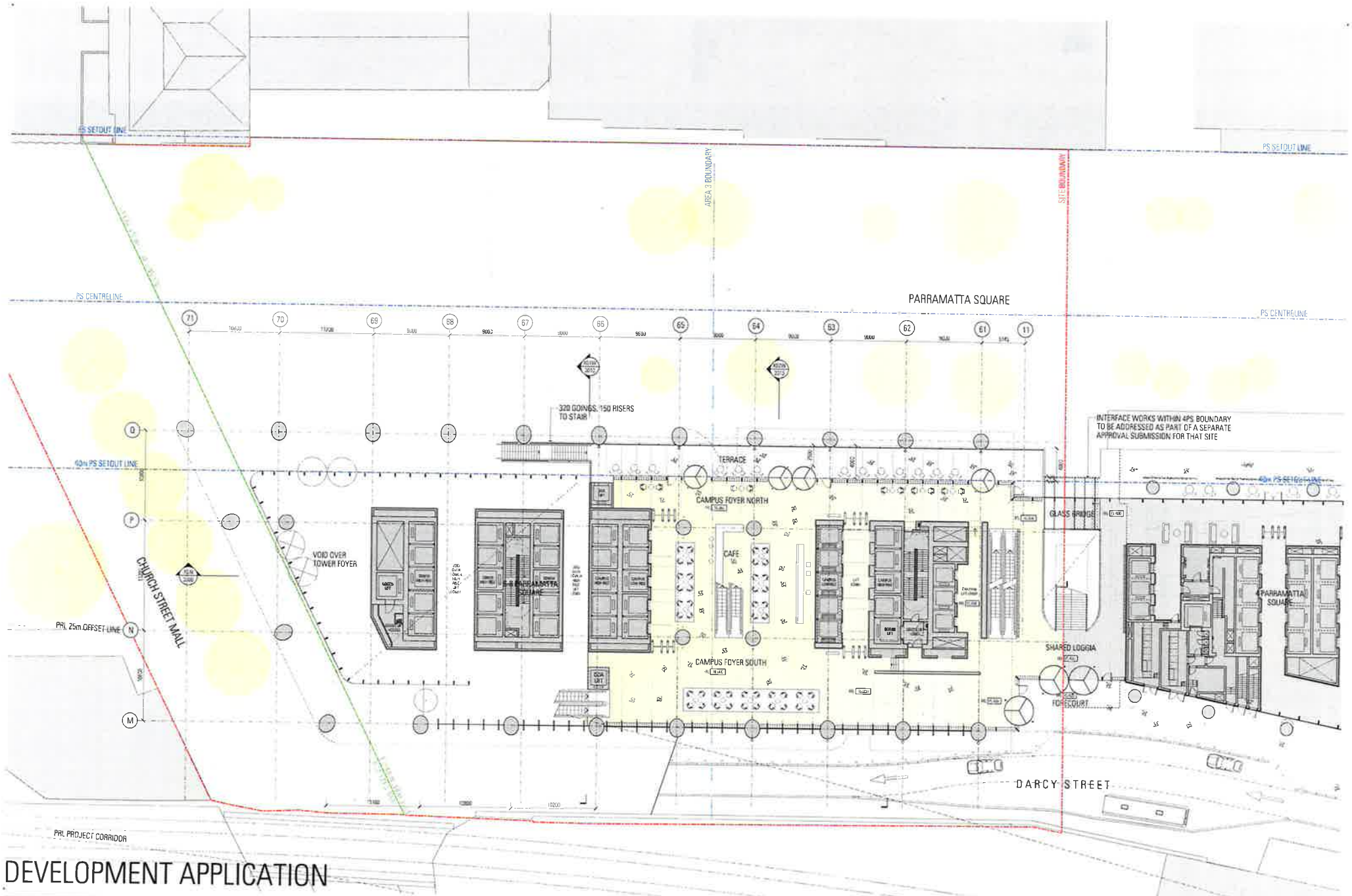

DEVELOPMENT APPLICATION

JPW
JOHNSON PILTON WALKER

walker

6 & 8 PARRAMATTA SQUARE

PUBLIC DOMAIN
UPPER GROUND (LOBBY)

DA-A-S-1011

04

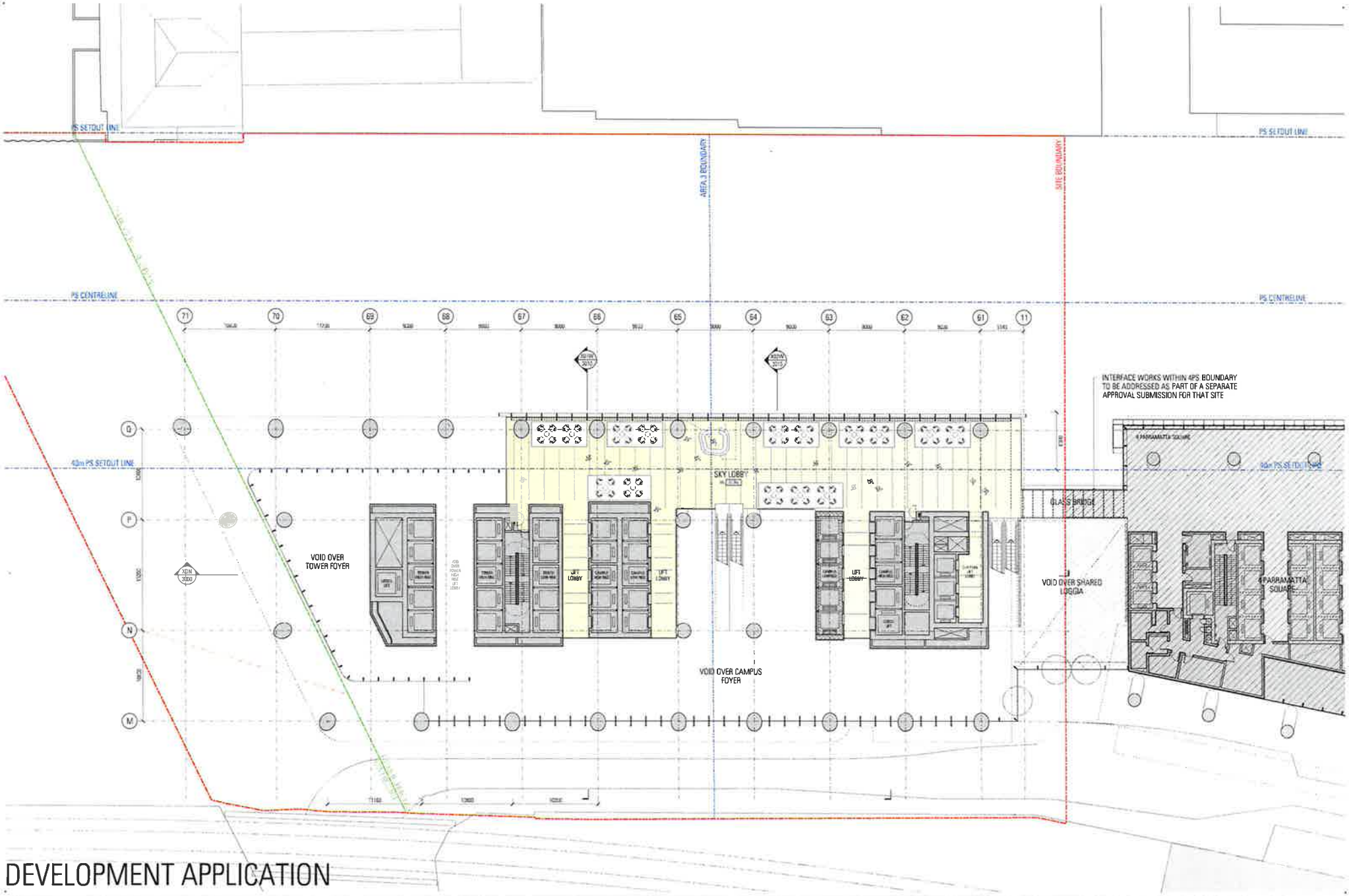

DEVELOPMENT APPLICATION

Rev	App	Date	Description of revision to issue
02	MH	WG	Development Application
03	MH	VA	Development Application
04	MH	VA	Development Application
05	MH	VA	Development Application
06	MH	VA	Development Application

Geotechnical Engineer
Douglas Partners
20 Berry Avenue Lot 10 DP 1 PWD 1000
Tel 02 9980 6882

Civil / Road Engineer
WSP
Level 27, 680 George St SYDNEY NSW
Tel 02 9272 5100

LSS Consultant / Facade Consultant
WSP
Level 27, 680 George St SYDNEY NSW
Tel 02 9272 5100

Structural Engineer
WSP
Level 27, 680 George St SYDNEY NSW
Tel 02 9272 5100

Traffic Engineer
WSP
Level 27, 680 George St SYDNEY NSW
Tel 02 9272 5100

Services Consultants (Mechanical, Hydraulics, Fire, Electrical)
WSP
Level 27, 680 George St SYDNEY NSW
Tel 02 9272 5100
Email: sydney.office@wsp-pb.com

Wind Engineer
Windtech
627 Pacific Highway SYDNEY NSW
Tel 02 9922 2211
Email: sydney@windtech-global.com

BCA / Access Consultants
Morris Goding Access Consultancy
Level 5, 165 Phillip Street SYDNEY NSW
Tel 02 8251 6000
Email: info@morrisgoding.com

Vertical Transport Consultant
NCC
Level 1, 56 Miller St NORTH SYDNEY NSW
Tel 02 8923 6000
Email: sydney@ncc.com.au

Hydrogeologist Consultant
NSW Architecture
Level 2, 4 Glen Street MILSONS POINT NSW
Tel 02 8923 6000
Email: sydney@nsw-architecture.com

Site Plan

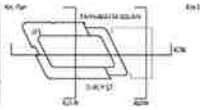

Site Section

Scale / Metric Point
1:200 @ A1 / 1:400 @ A3

0 1 2 3 4 5 10M

SITE BOUNDARY
CHANGE OF AREA BOUNDARY

General Notes
Do not scale from drawing. Use marked dimensions. Errors and omissions to be reported to Architect. Consultant's drawings are the Architect's to be reproduced, modified or otherwise used without the Copyright of the drawing retained by the Architect.

Architect
JPW
JOHNSON PILTON WALKER
Level 14 Plaza Building Australia Square 95 Pitt Street Sydney
New South Wales 2000 Australia
Telephone +61 2 9235 7100
Facsimile +61 2 9252 5333
Email: jpw@jpw.com.au

Project Title
6 & 8 PARRAMATTA SQUARE

Client
walker
Walker Corporation
Level 21 Gateway Macquarie Tower
1 Farrer Place SYDNEY NSW 2000 Australia
Telephone +61 (0)2 9223 1600
Facsimile +61 (0)2 9223 7400

Drawing Title
PODIUM
LEVEL 01

Drawing Number
DA-A-6-1012

Revision
04

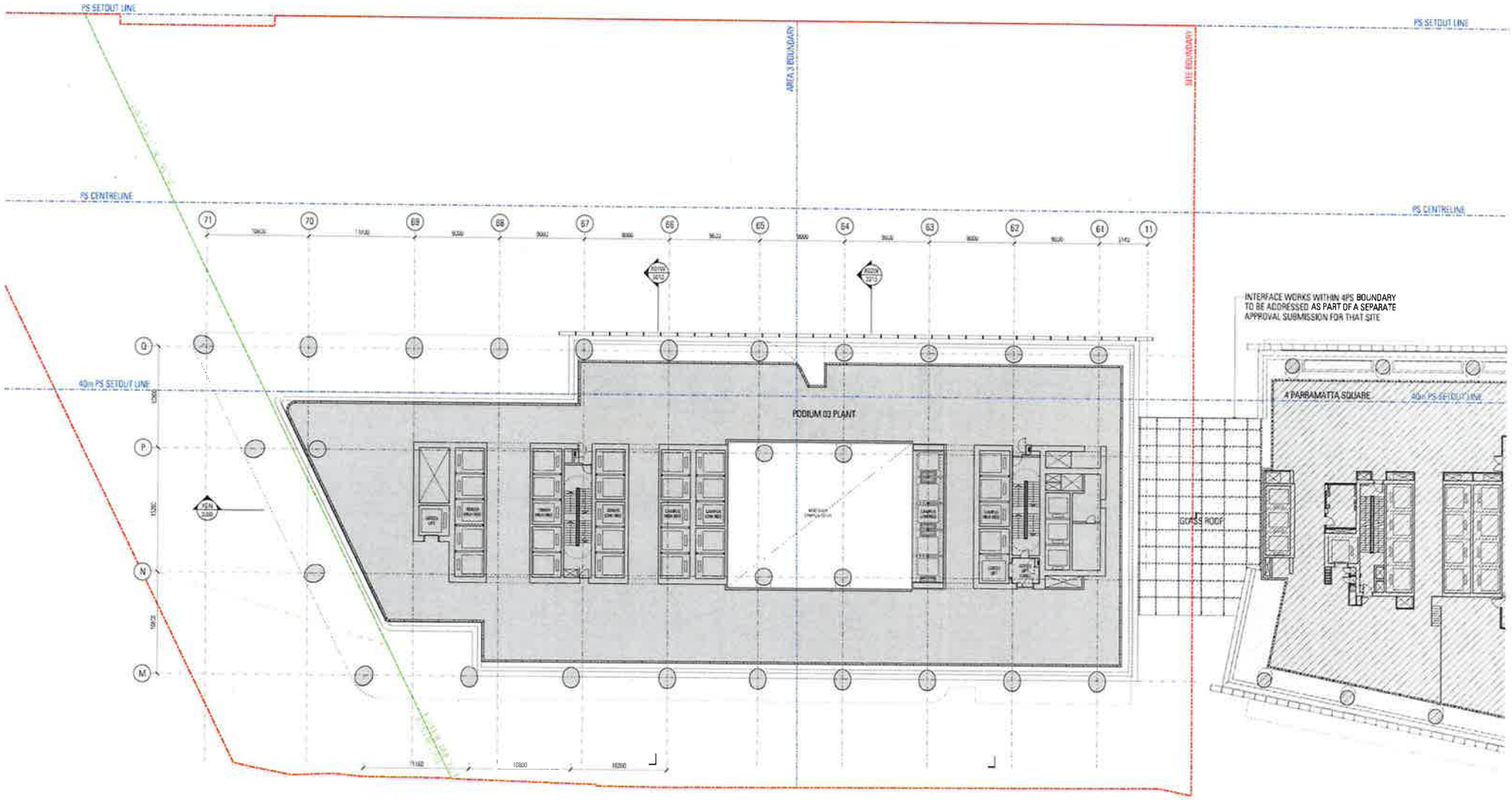

DEVELOPMENT APPLICATION

JPW
JOHNSON PILTON WALKER

Project Title
6 & 8 PARRAMATTA SQUARE

Client
walker
Walker Corporation
Level 21 Governor Macquarie Tower
1 Farrer Place SYDNEY NSW 2000 Australia
Telephone +61 2 9273 5600
Facsimile +61 2 9273 7400

Drawing Title
PODIUM
LEVEL 3 (PLANT)

Drawing Number
DA-A-6-1014

Revision
04

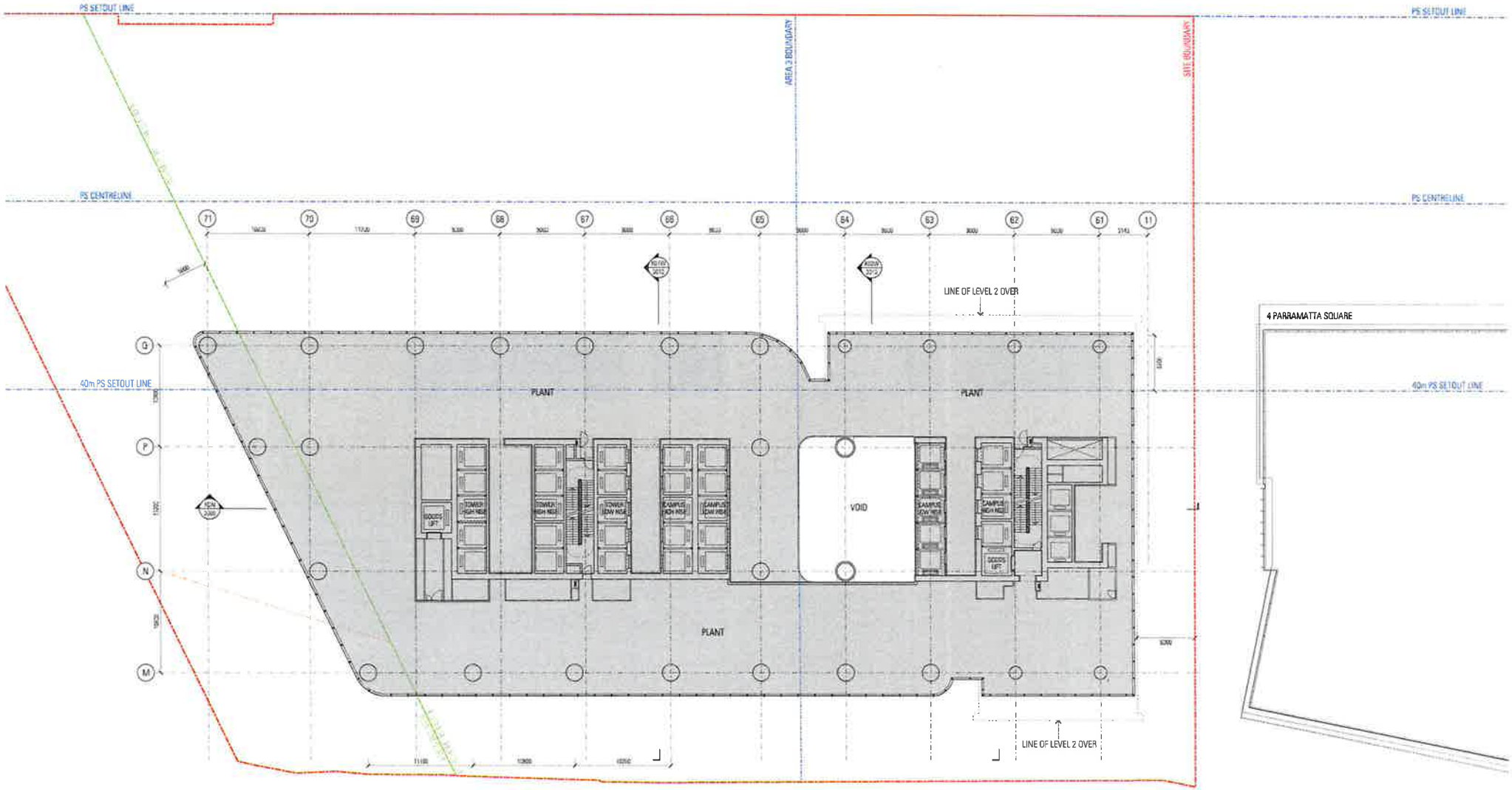

DEVELOPMENT APPLICATION

Rev	App	Date	Revision description for issue
02	MH	WA	Development Application
03	MH	WA	Development Application
04	MH	WA	Development Application
05	MH	WA	Development Application
06	MH	WA	Development Application

Geotechnical Engineer
Douglas Partners
Level 2, 96 Pacific Highway, PO Box 324 NORTH SYDNEY NSW 2059
Tel 02 9955 2066

Civil Consultant / Hydraulic Consultant
SGC
Level 22, 100 Mount Street SYDNEY NSW
Tel 02 8923 6700

Traffic Engineer
GHD
Level 15, 133 Castlereagh Street SYDNEY NSW
Tel 02 9239 7100

Waste Engineer
Waterlogic
Level 3, 100 Mount Street SYDNEY NSW
Tel 02 8923 6700

Vertical Transport Consultant
ALDI
Level 1, 40 Miller St NORTH SYDNEY NSW
Tel 02 8923 6700

Structural Engineer
SGC
Level 22, 100 Mount Street SYDNEY NSW
Tel 02 8923 6700

Services Consultants (Mechanical, Hydraulic, Fire, Electrical)
SGC
Level 22, 100 Mount Street SYDNEY NSW
Tel 02 8923 6700

BCA / Access Consultants
Access Group Sydney
Level 3, 100 Mount Street SYDNEY NSW
Tel 02 8923 6700

Heritage Consultant
Noel Bennett
Level 2, 4 Glen Street WALLONG FT NSW
Tel 02 9363 2300

Site Plan

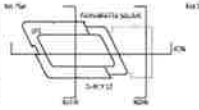

Site Section

Scale / Metric Paper
1:200 @ A1 1:400 @ A3
0 1 2 3 4 5 10M
SITE BOUNDARY
AREA 3 BOUNDARY

Terms of Notes
Do not scale from drawing. Use marked dimensions. Verify all dimensions before commencing work. Report any discrepancies between drawings and specifications to the Architect. Check all dimensions on site before commencing work. Report any discrepancies to the Architect. Copyright in this drawing vests in the Architect.

Architect
JPW
JOHNSON PILTON WALKER
Level 1 Tower Building Australia Square 75-79 Wexford Street
New South Wales 2000 Australia
Telephone +61 2 8273 3600
Facsimile +61 2 8273 3601
Email jpw@jpw.com.au

Project Title
6 & 8 PARRAMATTA SQUARE

Client
walker
Walker Corporation
Level 31 Governor Macquarie Tower
1 Farrer Place SYDNEY NSW 2000 Australia
Telephone +61 2 9373 9600
Facsimile +61 2 9373 7400

Drawing Title
CAMPUS
LEVEL 01 (PLANT)

Drawing Number
DA-A-6-1021

Revision
04

CAD File
Drawing No
Date Plotted

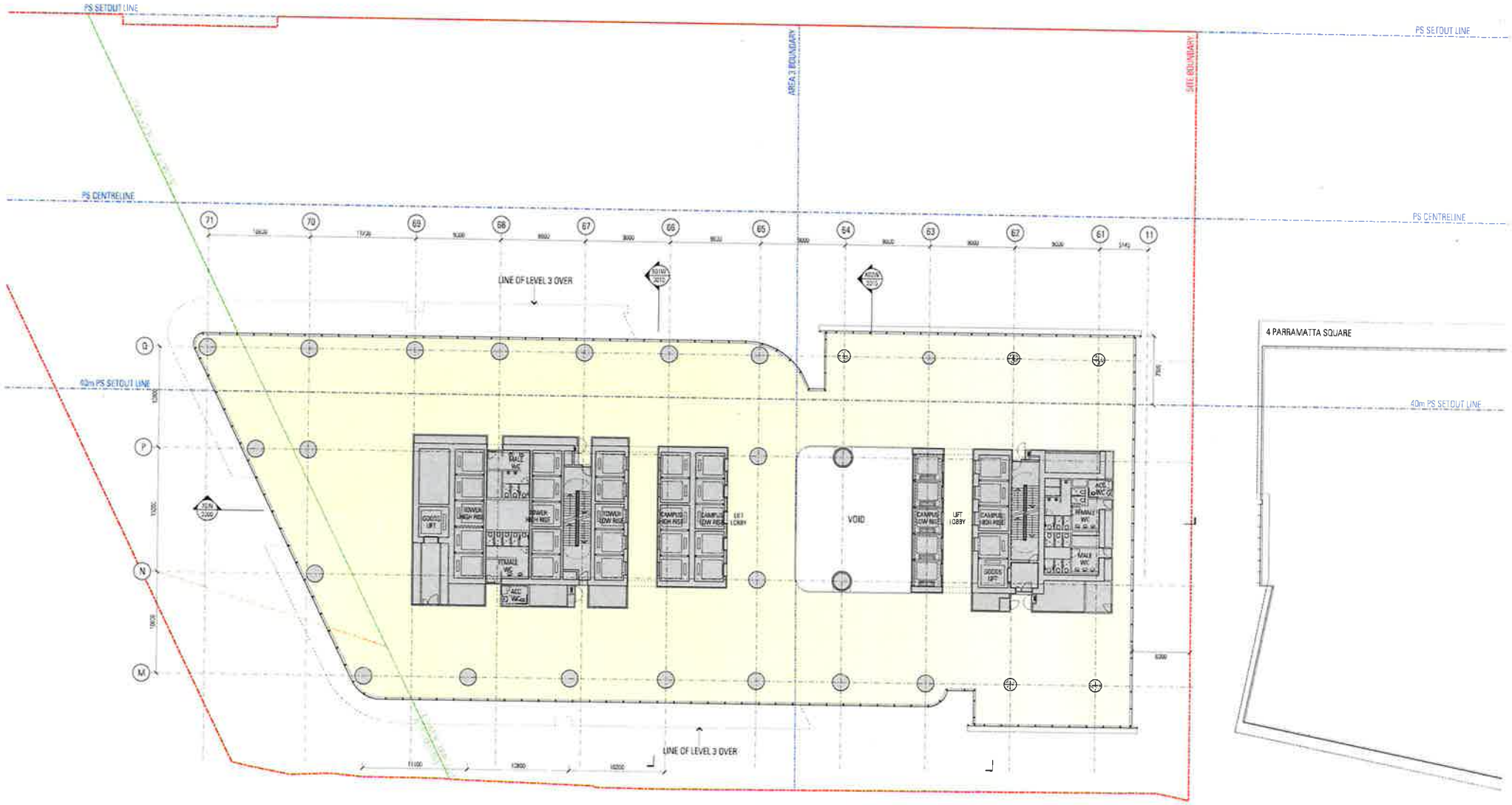

DEVELOPMENT APPLICATION

Rev	Issue	Date	Description
03	M1	WB	Development Application
02	M1	VA	Development Application
01	M1	VA	Development Application
00	M1	VA	Development Application

Consultants of Engineer
Hydro Partners
Level 3, 345 George St SYDNEY NSW
Tel 02 9231 2366

Civil / Road Engineer
WSP
Level 27, 680 George St SYDNEY NSW
Tel 02 9272 5100

CCS Consultant / Facade Consultant
WSP
Level 27, 680 George St SYDNEY NSW
Tel 02 9272 5100

Structural Engineer
WSP
Level 27, 680 George St SYDNEY NSW
Tel 02 9272 5100

Services Consultants (Mechanical, Hydraulics, Fire, Electrical)
WSP
Level 27, 680 George St SYDNEY NSW
Tel 02 9272 5100

Cattle Engineer
WSP
Level 27, 680 George St SYDNEY NSW
Tel 02 9272 5100

BCA / Access Consultants
Morris Goding Consultancy
Level 6, 175 Pitt Street SYDNEY NSW
Tel 02 9221 2021
Email info@morrisgoding.com.au

Wind Engineer
Windtech
Level 1, Lot Mile, 15 Nelson Lane SYDNEY NSW
Tel 02 9552 2533
Email info@windtech-global.com

Vertical Transport Consultant
NCC
Level 1, Lot Mile, 15 Nelson Lane SYDNEY NSW
Tel 02 9552 2533
Email info@ncc-global.com

Heritage Consultant
NBRS Architecture
Level 2, 4 Glen Street WILLOUGHBY NSW
Tel 02 9415 7755
Email sydney@nbrsarchitecture.com.au

Key Plan

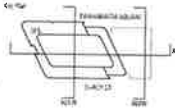

Key Section

Scale / Notes Field
1:200 @ A1 / 1:400 @ A3

0 2 4 6 8 10M

SITE BOUNDARY
CHANGE DIRECT ALIGNMENT

General Notes
Do not scale from drawing. The responsible contractors to check and verify all dimensions on site before commencing any work or preparing shop drawings. The Architect is to be immediately notified of any discrepancies. Copyright of this drawing is retained by the Architect.

Architect
JPW
JOHNSON PILTON WALKER
Level 1 Pitt Street Building Australia Square 25 Pitt Street Sydney
New South Wales 2000 Australia
Telephone +61 2 9231 2366
Facsimile +61 2 9251 1600
Email jpw@jpw.com.au

Project Title
5 & 8 PARRAMATTA SQUARE

Client
walker
Walker Corporation
Level 21 Governor Macquarie Tower
1 Farrer Place SYDNEY NSW 2000 Australia
Telephone +61 2 9272 6000
Facsimile +61 2 9272 7400

Drawing Title
CAMPUS
LEVEL 02 (LOW RISE)

Drawing Number
DA-A-6-1022

Revision
04

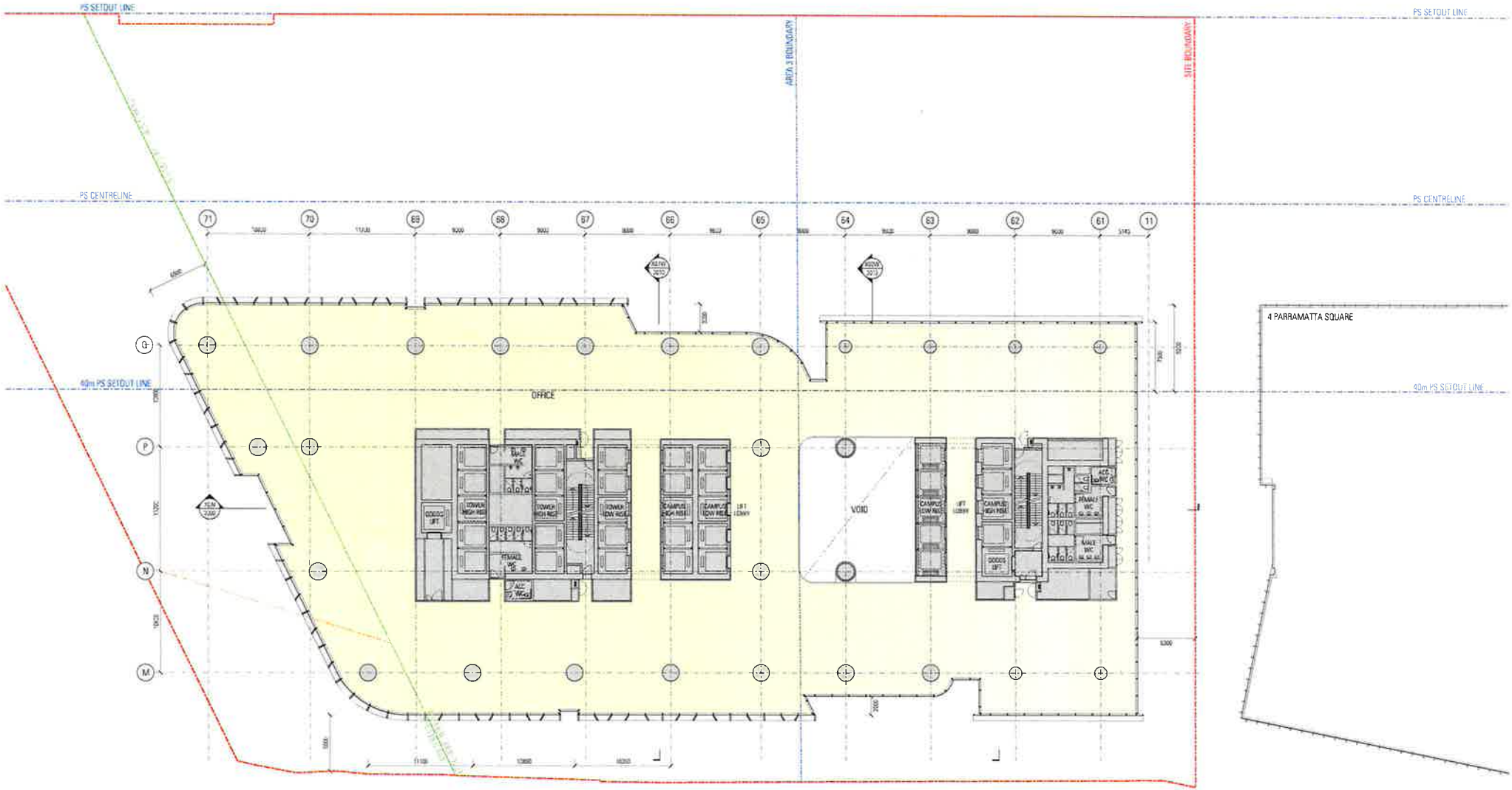

DEVELOPMENT APPLICATION

JPW
JOHNSON PILTON WALKER

6 & 8 PARRAMATTA SQUARE

walker

CAMPUS
LEVEL 3-5 (LOW RISE)

DA-A-S-1023

04

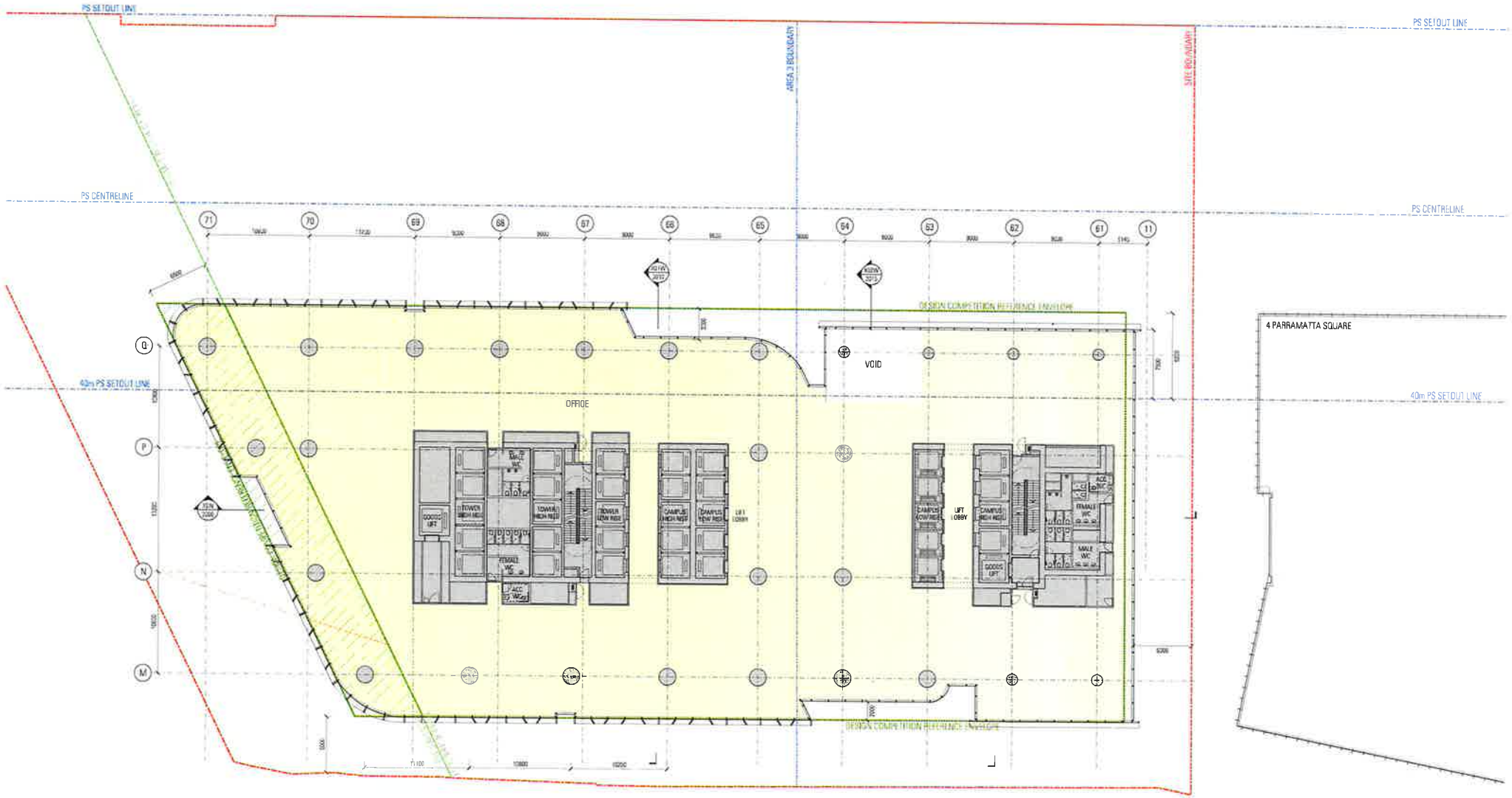

DEVELOPMENT APPLICATION

Rev	Amd	Date	Description
04	MH	WA	Development Application
03	MH	WA	Development Application
02	MH	WA	Development Application
01	MH	WA	Development Application
00	MH	WA	Development Application

Geotechnical Engineer
Douglas Partners
10 Rhu Parramatta Avenue NSW 2150 PMB 1006
Tel 02 9809 0666

ESD Consultant / Facade Consultant
WSP
Level 27, 680 George St SYDNEY NSW
Tel 02 9272 5100

Civil Engineer
WSP
Level 27, 680 George St SYDNEY NSW
Tel 02 9272 5100

Water Engineer
Stormwater
ADP Consulting Pty Ltd
Level 2, 1 Chifley Square SYDNEY NSW
Tel 02 9242 2200
Email: sydney@adpconsulting.com.au

Vertical Transport Consultant
NCM
Level 2, 50 Miller St NORTH SYDNEY NSW
Tel 02 9929 2399
E-mail: sydney@ncmgroup.com.au

Quantity Surveyor (Mechanical, Hydraulics, Fire, Electrical)
WSP
Level 27, 680 George St SYDNEY NSW
Tel 02 9272 5100
E-mail: sydney@wsp-pb.com

Service Consultants (Mechanical, Hydraulics, Fire, Electrical)
Mechanical Services Consultants
Level 6, 126 Phillip Street SYDNEY NSW
Tel 02 9221 2211
E-mail: mail@mscsydney.com.au

BCA / Access Consultants
Morris Goding Accessing
Level 4, 77 King Street SYDNEY NSW
Tel 02 9290 2555
E-mail: sydney@morrisgoding.com

Heritage Consultant
NBRS & Partners
Level 2, 4 Glen Street MILSONS POINT NSW
Tel 02 9922 1309
E-mail: sydney@nbrsarchaeology.com.au

Key Plan

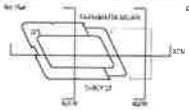

Key Section

Scale / Metre Rules
1:200 at A1 / 1:400 at A3
0 1 2 3 4 5 10M
SITE BOUNDARY
DESIGN COMPETITION REFERENCE ENVELOPE

General Notes
Do not scale from drawing. Use marked dimensions. Check areas of work prior to commencement. Advise Consultant of discrepancies. Use only current issue drawings. Refer to Architect where information is not clear.

Architect
JPW
JOHNSON PILTON WALKER
Level 18 Plaza Building, Australia Square 30 Pitt Street Sydney
New South Wales 2000 Australia
Telephone +61 2 9233 1188
Facsimile +61 2 9233 2209
E-mail: jpw@jpw.com.au

Project Title
6 & 8 PARRAMATTA SQUARE

Client
walker
Walker Corporation
Level 21 Governor Macquarie Tower
1 Farrer Place SYDNEY New South Wales Australia
Telephone +61 2 9272 2000
Facsimile +61 2 9272 2500

Drawing Title
CAMPUS
LEVEL 6-12 (LOW RISE-TYPICAL)

Drawing Number
DA-A-6-1026

Revision
04

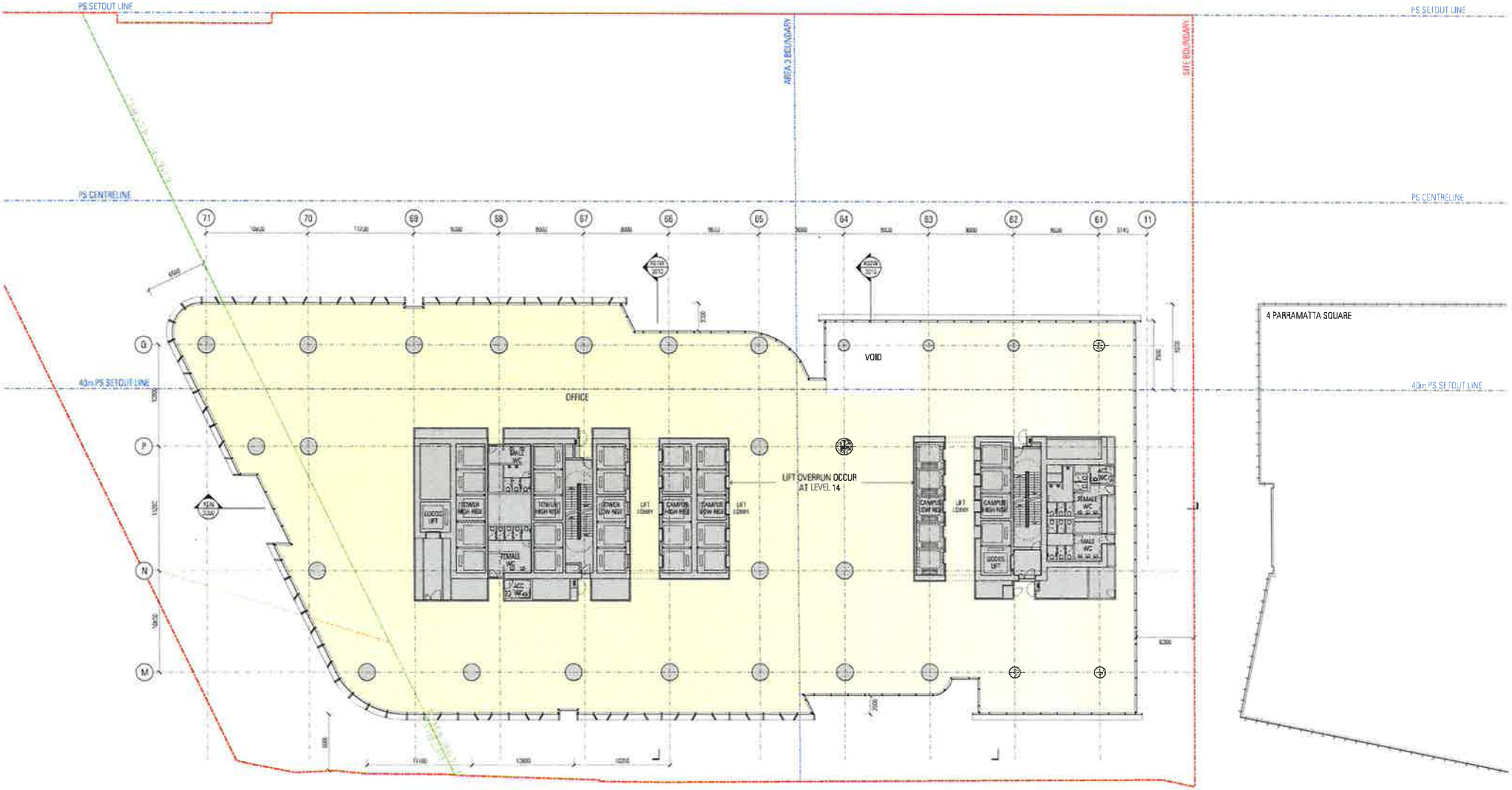

DEVELOPMENT APPLICATION

Rev	Yyyy	Dbd	Description of issue or issue
02	MH	WW	Development Application
03	MH	WA	Development Application
02	MH	WA	Development Application
03	MH	WA	Development Application
04	MH	WA	Development Application

Date

Geotechnical Engineer
Douglas Partners
Level 1, 96 Hermitage Road WEST RYDE NSW 2114
Tel: 02 9809 0666

Civil / Road Engineer
WSP
Level 27, 680 George St SYDNEY NSW
Tel: 02 9272 5100

CSD Consultant / Facade Consultant
WSP
Level 27, 680 George St SYDNEY NSW
Tel: 02 9272 5100

Structural Engineer
WSP
Level 27, 680 George St SYDNEY NSW
Tel: 02 9272 5100

Traffic Engineer
WSP
Level 27, 680 George St SYDNEY NSW
Tel: 02 9272 5100

Services Consultants (Mechanical, Hydraulics, Fire, Electrical)
WSP
Level 27, 680 George St SYDNEY NSW
Tel: 02 9272 5100
Email: sydney.mechanical@wsp.com

Wind Engineer
Windtech
522 Kent Street SYDNEY NSW
Tel: 02 9267 4511
Email: sydney@windtech-global.com

BCA / Access Consultants
Morris Goding Access Consultancy
Level 6, 165 Kent Street SYDNEY NSW
Tel: 02 8296 8000
Email: info@morrisgoding.com.au

Vertical Transport Consultant
ALDI
Level 1, 10 Valley St WALGETT NSW
Tel: 02 9263 2000

Heritage Consultant
NSW Architects
Level 2, 7 Spring Street SYDNEY NSW
Tel: 02 9241 2399
Email: mail@nsw-architects.com

Key Plan

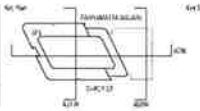

Key Section

Scale / Metric Point
1:200 @ A1 / 1:400 @ A3

0 2 4 6 8 10M

NORTH

SITE BOUNDARY
OVERHEAD CANOPY / ALIGNMENT

General Notes
Do not scale from drawing. Use marked dimensions. Do not assume anything. Verify all dimensions on site before commencing work. Consultants to check drawings. The Architect is to be immediately notified of any discrepancies. Copyright in this drawing retained by the Architect.

Architect
JPW
JOHNSON PILTON WALKER
Level 18 Plaza Building Australia Square 25-33 Pitt Street Sydney
New South Wales 2000 Australia
Telephone +61 2 9276 1700
Facsimile +61 2 9251 2000
Email jpw@jpw.com.au

Project Title
6 & 8 PARRAMATTA SQUARE

Client
walker
Walker Corporation
Level 27 Governor Macquarie Tower
1 Farrer Place SYDNEY NSW 2000 Australia
Telephone +61 9372 9600
Facsimile +61 9372 7400

Drawing Title
CAMPUS
LEVEL 13-14 (LOW RISE TRANSFER)

Drawing Number
DA-A-G-1033

Revision
04

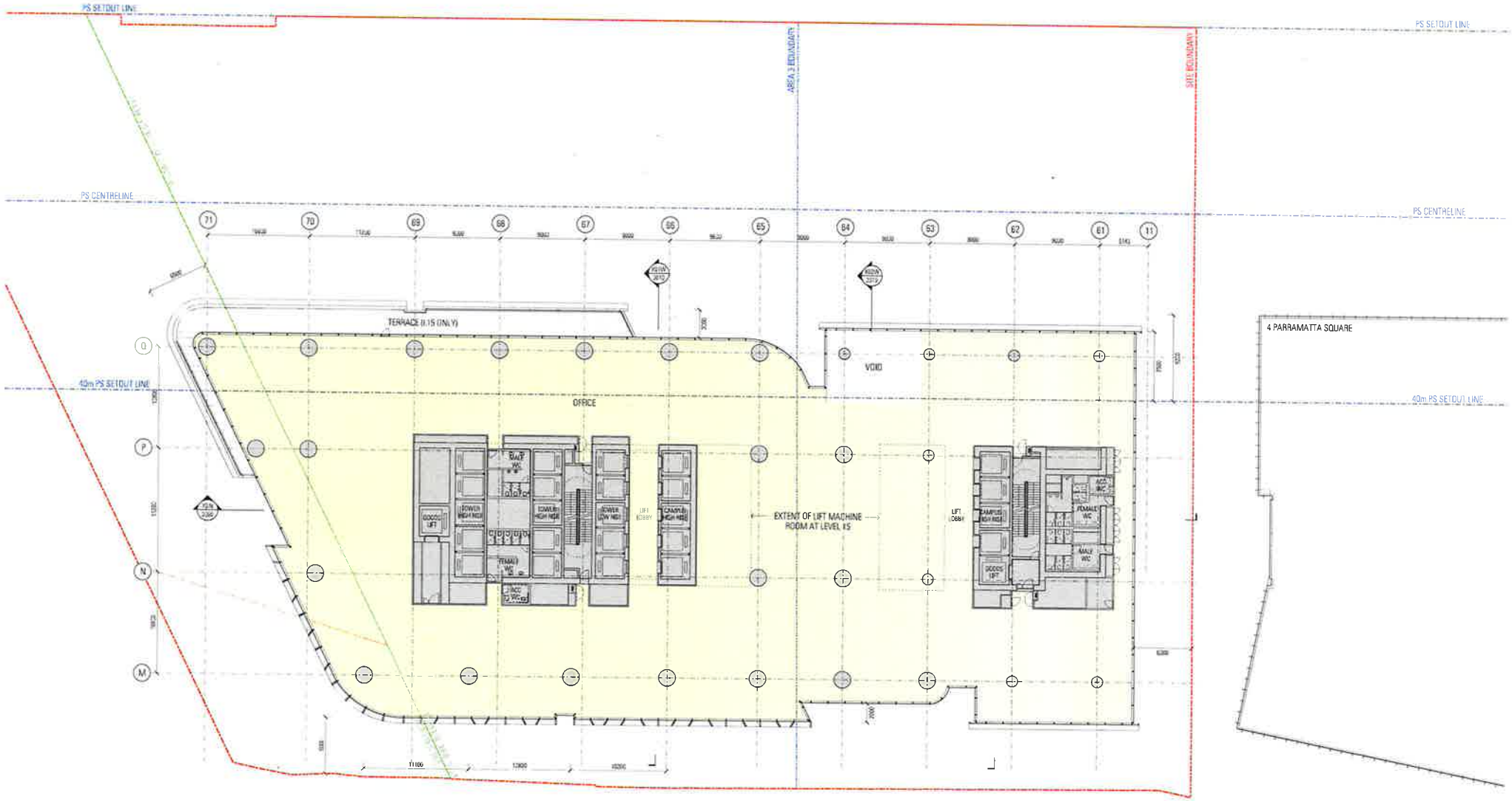

DEVELOPMENT APPLICATION

JPW JOHNSON PILTON WALKER

6 & 8 PARRAMATTA SQUARE

walker

CAMPUS
LEVEL 15-16 (HIGH RISE - TERRACE/LMR)

DA-A-6-1035

04

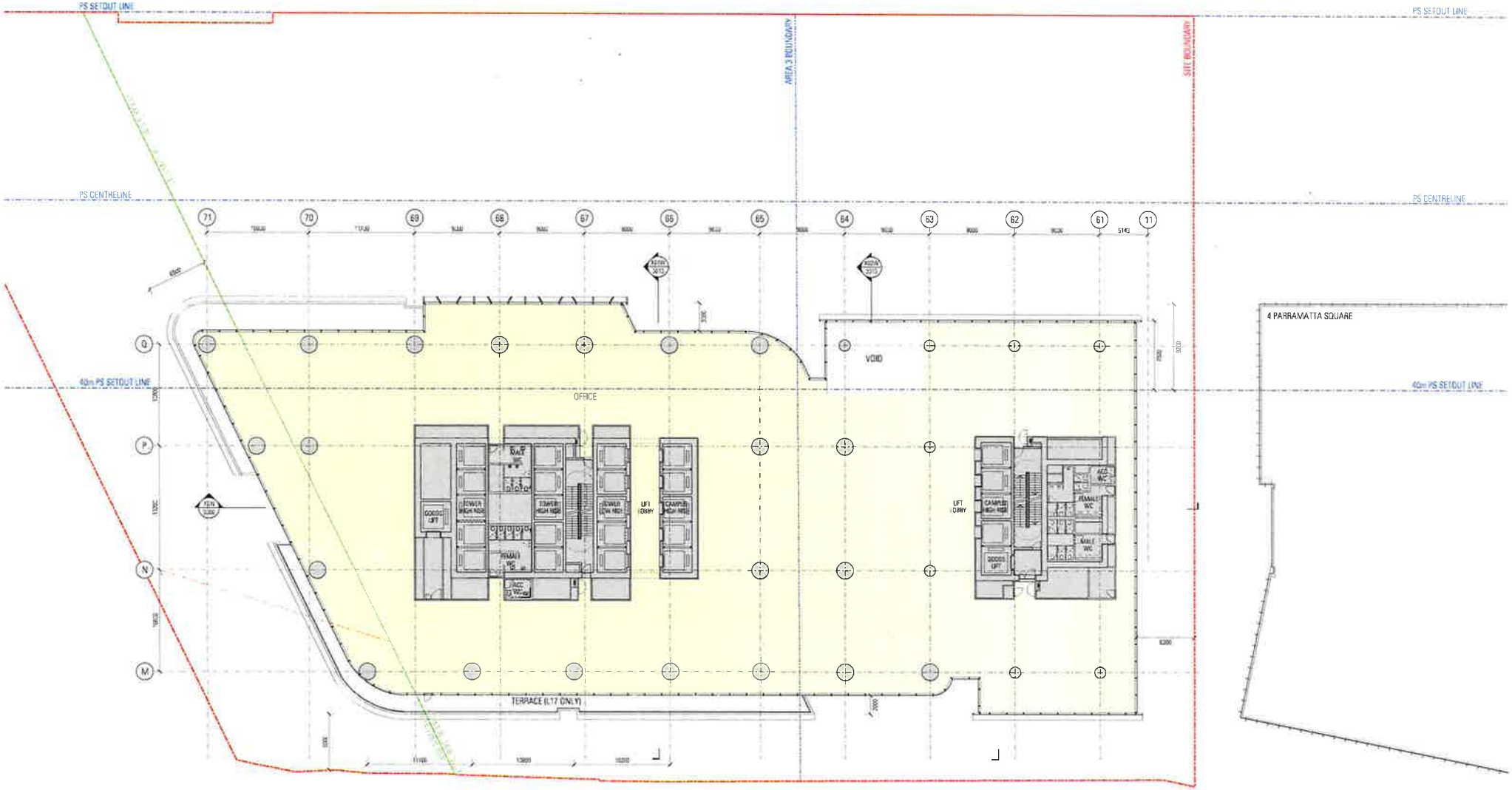

DEVELOPMENT APPLICATION

Rev	Rqd	Ord	Application Description	Date
01	MH	WB	Development Application	20-12-17
02	MH	VA	Development Application	09-02-18
03	MH	VA	Development Application	23-04-18
04	MH	VA	Development Application	06-11-18
05	MH	VA	Development Application	26-11-18

Geotechnical Engineer
Douglas Partners
96 Gerler Road Hybrid NSW
Tel 02 9809 0650

Civil / Hydraulic Engineer
WSP
Level 27, 680 George St SYDNEY NSW
Tel 02 9272 5100

Structural Engineer
WSP
Level 27, 680 George St SYDNEY NSW
Tel 02 9272 5100

CSD Consultant / Facade Consultant
WSP
Level 27, 680 George St SYDNEY NSW
Tel 02 9272 5100

Fire Services Consultant (Mechanical, Hydraulic, Fire, Electrical)
WSP
Level 27, 680 George St SYDNEY NSW
Tel 02 9272 5100

Traffic Engineer
WSP
Level 27, 680 George St SYDNEY NSW
Tel 02 9272 5100

Wind Engineer
Windtech
60 Station Road WEST NSW
Tel 02 9622 0522
Email windtech@windtech-global.com

BCA / Access Consultants
McKenzie Group Consulting
Level 6, 149 Kent Street SYDNEY NSW
Tel 02 9299 6860
Email mail@mckenzie-group.com

Vertical Transport Consultant
ADP
Level 1, 66 Mary St NEWCASTLE NSW
Tel 02 9977 2344
Email newcastle@adparchitecture.com

Site Plan

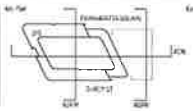

Key Section

Scale / Reference
1:200 @ A1 / 1:400 @ A3

Drawing Notes
Do not scale from drawing. Use marked dimensions. To be checked on site prior to commencement of any work. Contractor's drawings, the Architect to be immediately notified of any discrepancies. Copyright on this drawing is held by the ARCHITECT.

Architect
JPW
JOHNSON PILTON WALKER
Johnson Pilton Walker Pty Ltd ACN 003 778 963
Level 10 Place Australia Square 75 Pitt Street Sydney
New South Wales 2000 Australia
Telephone +61 2 9251 7688
Facsimile +61 2 9251 7699
Email jpw@jpw.com.au

Project Title
6 & 8 PARRAMATTA SQUARE

Client
walker
Walker Corporation
Level 21 Governor Macquarie Tower
1 Farrer Place SYDNEY NSW 2000 Australia
Telephone (61 02) 9241 4600
Facsimile +61 (02) 9241 4666

Drawing Title
CAMPUS
LEVEL 17-18 (HIGH RISE - TERRACE)

Drawing Number
DA-A-6-1037

Revision
04

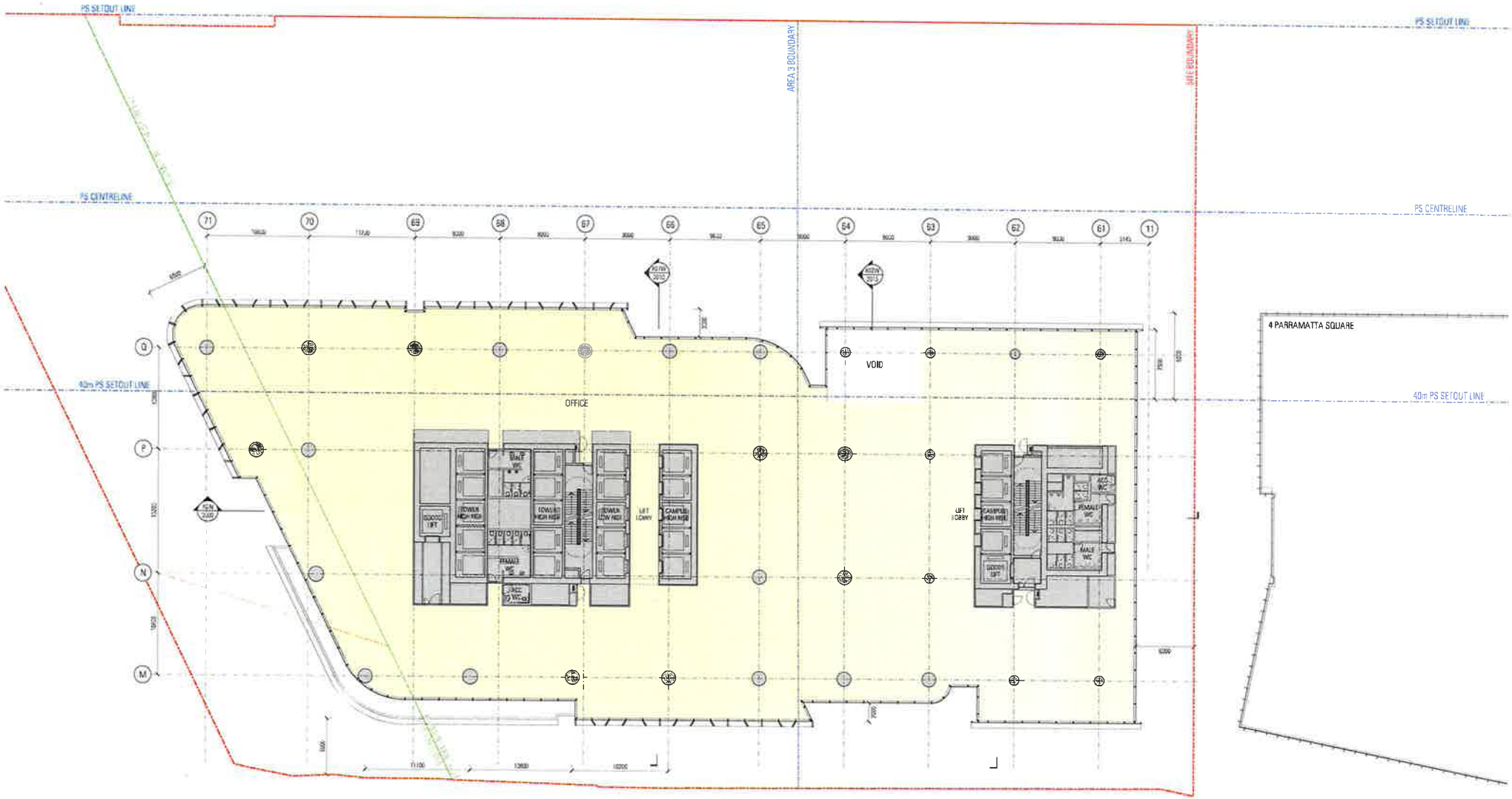

DEVELOPMENT APPLICATION

JPW
JOHNSON PILTON WALKER

Project title
5 & 8 PARRAMATTA SQUARE

Client
walker
Walker Corporation
Level 21 Governor Macquarie Tower
1 Farrer Place SYDNEY NSW 2000 Australia
Telephone +61 2 9272 5000
Facsimile +61 2 9272 5001

Drawing title
CAMPUS
LEVEL 19-20 (HIGH RISE - TERRACE)

Drawing number
DA-A-6-1039

Revision
04

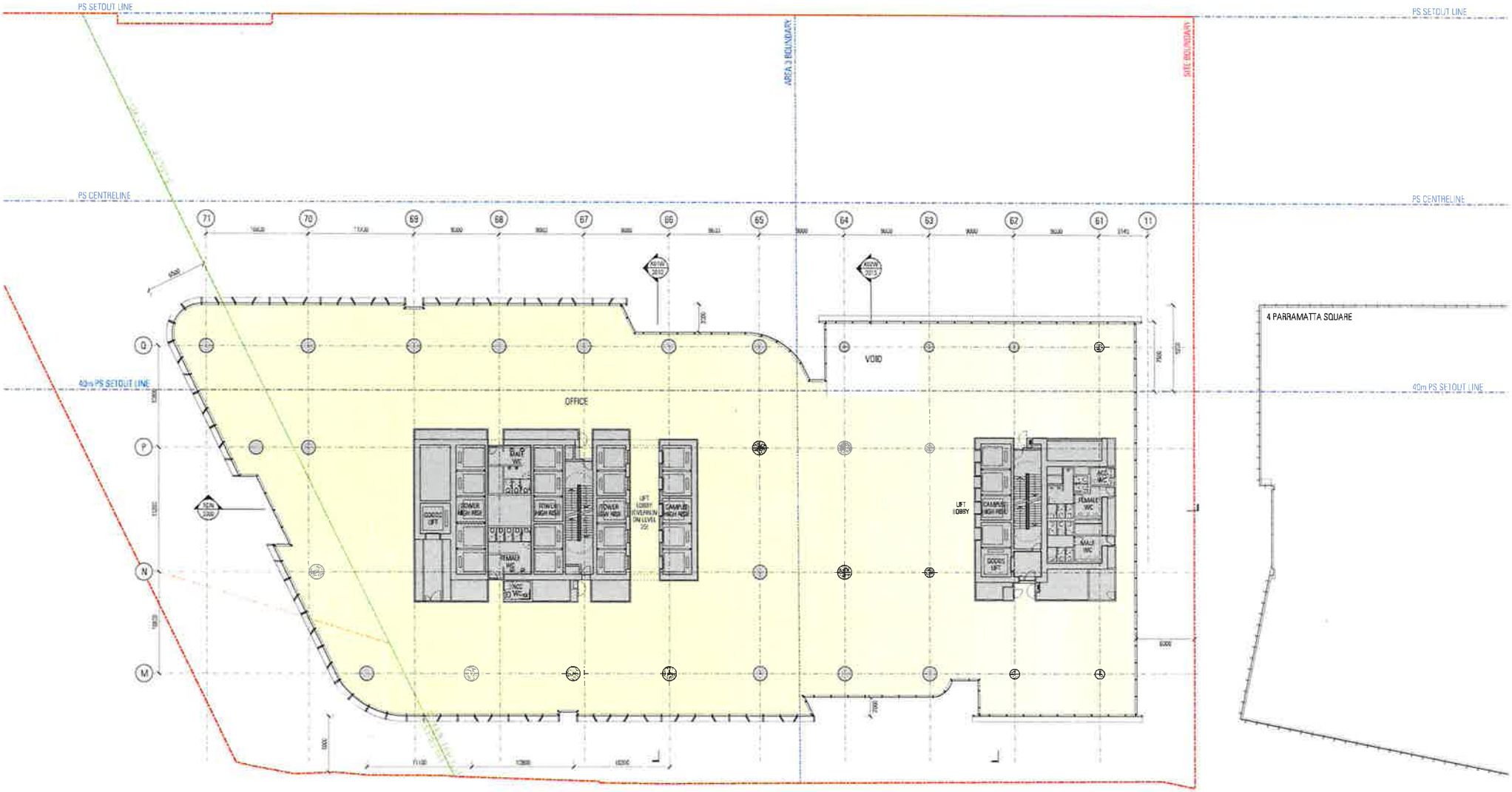

DEVELOPMENT APPLICATION

Rev	Issue	Date	Publication or revision description	Size
00	AH	WA	Development Application	20-12-13
01	AH	WA	Development Application	02-05-18
02	AH	WA	Development Application	23-10-18
03	MH	WA	Development Application	16-11-18
04	MH	WA	Development Application	26-11-18

Structural Engineer
Cardno Partners
Level 2, 154 Pacific Highway, PO Box 1678 NSW
Tel 02 9496 0884

Civil / Road Engineer
WSP
Level 27, 680 George St SYDNEY NSW
Tel 02 9272 5100

Structural Engineer
WSP
Level 27, 680 George St SYDNEY NSW
Tel 02 9272 5100

LCD Consultant / Facade Consultant
WSP
Level 27, 680 George St SYDNEY NSW
Tel 02 9272 5100

Services Consultants (Mechanical, Hydraulics, Fire, Electrical)
WSP
Level 27, 680 George St SYDNEY NSW
Tel 02 9272 5100

Traffic Engineer
WSP
Level 27, 680 George St SYDNEY NSW
Tel 02 9272 5100

Wind Engineer
Windtech
607 Harris Road BANKSTOWN NSW
Tel 02 9602 2020
Email: windtech@windtechglobal.com

BCA / Access Consultants
McKenzie Group Consulting
Level 6, 149 Kent Street SYDNEY NSW
Tel 02 8246 [illegible]
Email: [illegible]

Vertical Transport Consultant
ALH
Level 1, 46 Mills Street NORTH SYDNEY NSW
Tel [illegible]

Heritage Consultant
NBRS Architecture
Level 2, 4 Glen Street MILSONS PT NSW
Tel [illegible]
Email: [illegible]

Key Plan

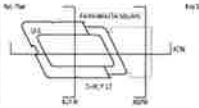

Key Section

Scale / Metric Check
1:500 at A1 1:1000 at A3
0 5 10 15 20 25M
Site Boundary
Area 3 Boundary

Notes
Do not scale from drawing. Write dimensions to be read in preference to scale. Verify all dimensions on site before commencement of work. Report any discrepancies. Copyright of this drawing retained by the Architect.

Architect
JPW
JOHNSON PILTON WALKER
Level 14 Office Building Parramatta Square, 10 Phillip Street Sydney
New South Wales 2000 Australia
Telephone +61 2 9290 1650
Facsimile +61 2 9290 1650
Email: [illegible]

Project Title
6 & 8 PARRAMATTA SQUARE

Client
walker
Walker Corporation
Level 31 Governor Macquarie Tower
1 Farrer Place SYDNEY NSW 2000 Australia
Telephone +61 2 9272 5100
Facsimile +61 2 9272 5101

Drawing Title
CAMPUS
LEVEL 21-25 (HIGH RISE - TYPICAL)

Drawing Number
DA-A-S-1041

Revision
04

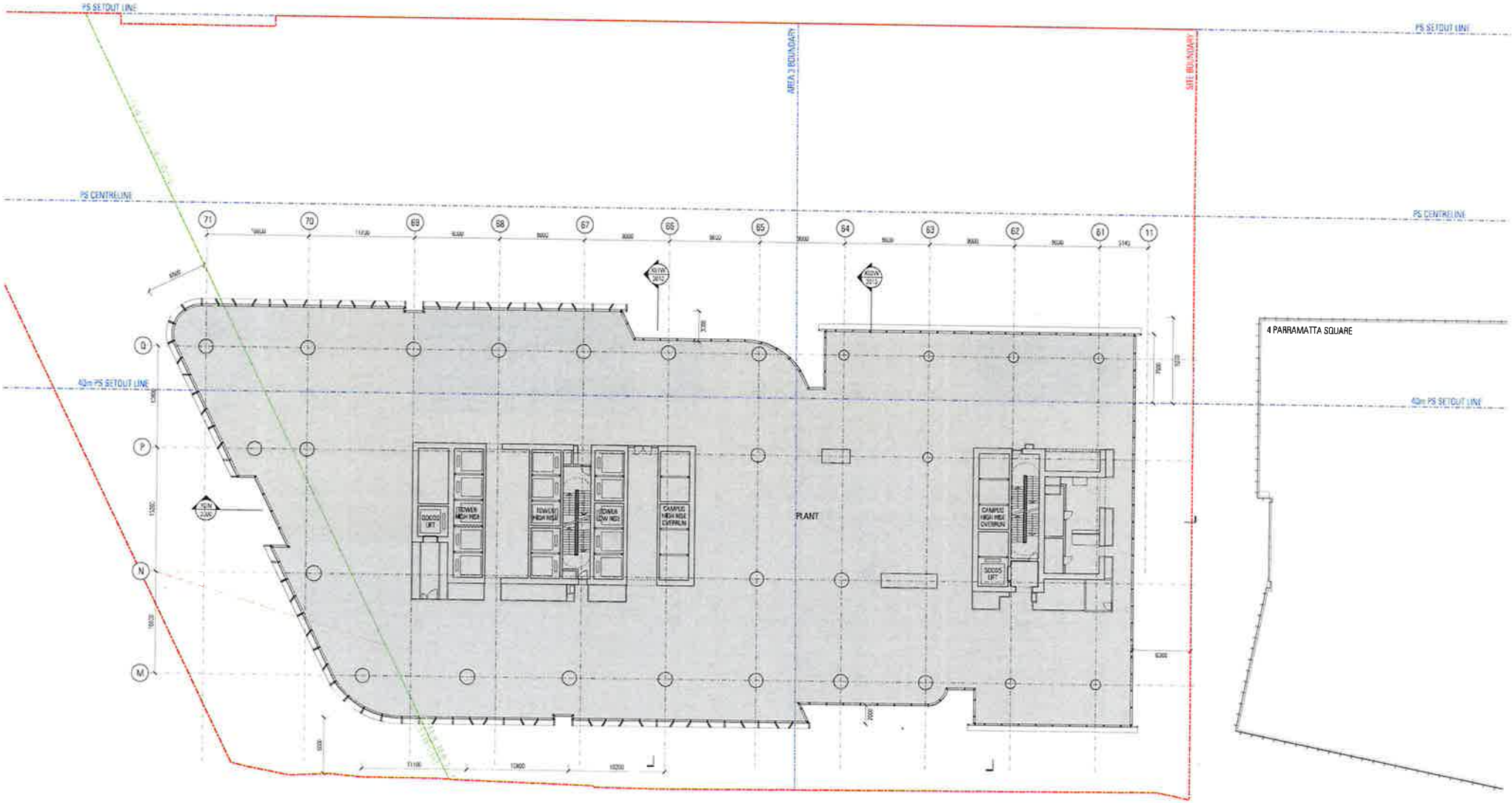

DEVELOPMENT APPLICATION

Key Plan

Key Section

SITE BOUNDARY

CHURCH STREET ALIGNMENT

Do not scale from drawing. Use marked dimensions. To be read in conjunction with all other Consultant's drawings. The Architect to be immediately notified of any discrepancies. Copyright on this drawing retained by the Architect.

Architect
JPW
JOHNSON PILTON WALKER

Project Title
6 & 8 PARRAMATTA SQUARE

Client
walker

Walker Corporation
Level 21 Governor Macquarie Tower
1 Farrer Place SYDNEY NSW 1900 Australia

Telephone +61 2 9273 6000
Facsimile +61 2 9273 7600

Drawing Title
CAMPUS
LEVEL 26-27 (PLANT)

Drawing Number
DA-A-S-1044

Revision
04

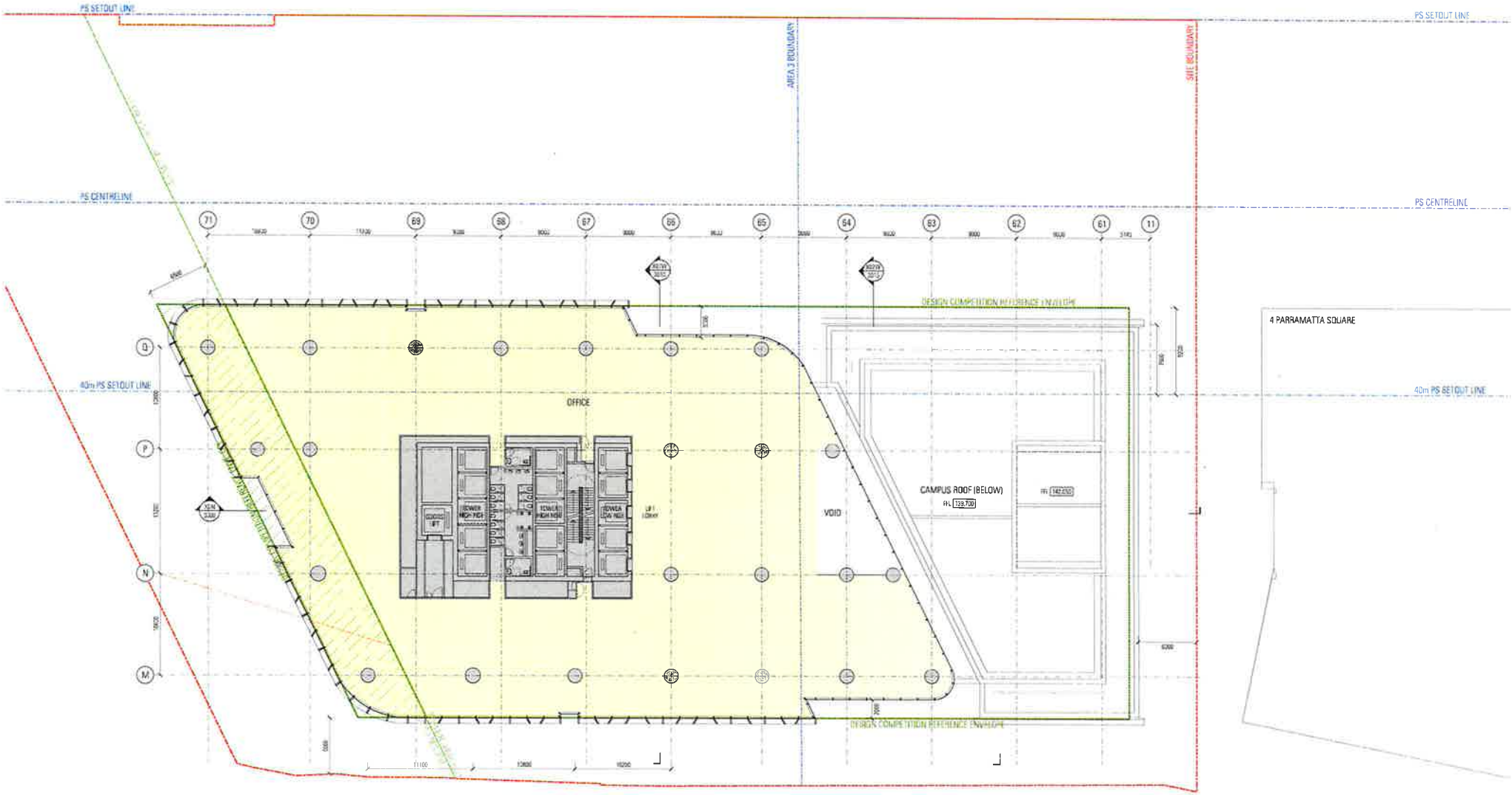

DEVELOPMENT APPLICATION

Rev	Iss	Ckd	Revision description	Date
02	MH	WB	Development Application	22-02-13
03	MH	VA	Development Application	22-03-13
03	MH	VA	Development Application	22-04-13
03	MH	VA	Development Application	02-05-13
04	MH	VA	Development Application	06-11-14

Geotechnical Engineer
Douglas Partners
10 Rhu Avenue NORTH WEST NSW 2060
Tel 02 9957 9500

CBD Consultant / Facade Consultant
ARUP
Level 27 Ark Energy 50 SYDNEY NSW
Tel 02 9251 7100

Traffic Engineer
ARUP
Level 27 Ark Energy 50 SYDNEY NSW
Tel 02 9251 7100

Wind Engineer
Windtech
Suite 1 Ku-ring-gai Avenue NSW
Tel 02 9987 2000
E-mail: sydney@windtech-global.com

Vertical Transport Consultant
ARUP
Level 27 Ark Energy 50 SYDNEY NSW
Tel 02 9251 7100

Civil Engineer
ARUP
Level 27 Ark Energy 50 SYDNEY NSW
Tel 02 9251 7100

Quantity Surveyor
ARUP
Level 27 Ark Energy 50 SYDNEY NSW
Tel 02 9251 7100

Structural Engineer
ARUP
Level 27 Ark Energy 50 SYDNEY NSW
Tel 02 9251 7100

Services Consultants (Mechanical, Hydraulic, Fire, Electrical)
ARUP
Level 27 Ark Energy 50 SYDNEY NSW
Tel 02 9251 7100

BCA / Access Consultants
Morris Goding Consultancy
Level 6, 165 Phillip Street SYDNEY NSW
Tel 02 9221 2366
E-mail: mail@mgc-access.com.au

Hydrogeologist Consultant
Noble Associates
Level 2, 4 Glen Street MILSONS POINT NSW
Tel 02 9922 2344
E-mail: mail@noble-associates.com.au

Site Plan

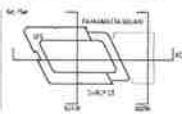

Key Section

Scale / Metric Grid
1:500 @ A1 1:1000 @ A3
0 2 4 6 8 10M
Grid Rotation
SITE BOUNDARY
CHURCHILL AVENUE
General Notes
Do not scale from drawing. Use marked dimensions. Errors must be reported without delay to the Architect. Drawings to be read in conjunction with other consultants' drawings. Any discrepancy or ambiguity must be reported to the Architect. Copyright in this drawing remains with the Architect.

Architect
JPW
JOHNSON PILTON WALKER
Johnson Pilton Walker Pty Ltd ACN 003 270 553
Level 28 Place Building Australia Square 39 Pitt Street Sydney
New South Wales 2000 Australia
Telephone +61 2 9251 7100
Facsimile +61 2 9251 7200
E-mail: jpw@jpw.com.au

Project Title
6 & 8 PARRAMATTA SQUARE

Client
walker
Walker Corporation
Level 31 Governor Macquarie Tower
1 Farrer Place SYDNEY NSW 2000 Australia
Telephone +61 2 9251 9000
Facsimile +61 2 9251 7500

Drawing Title
TOWER
LEVEL 28-35 (LOW RISE - TYPICAL)

Drawing Number
DA-A-S-1045

Revision
04

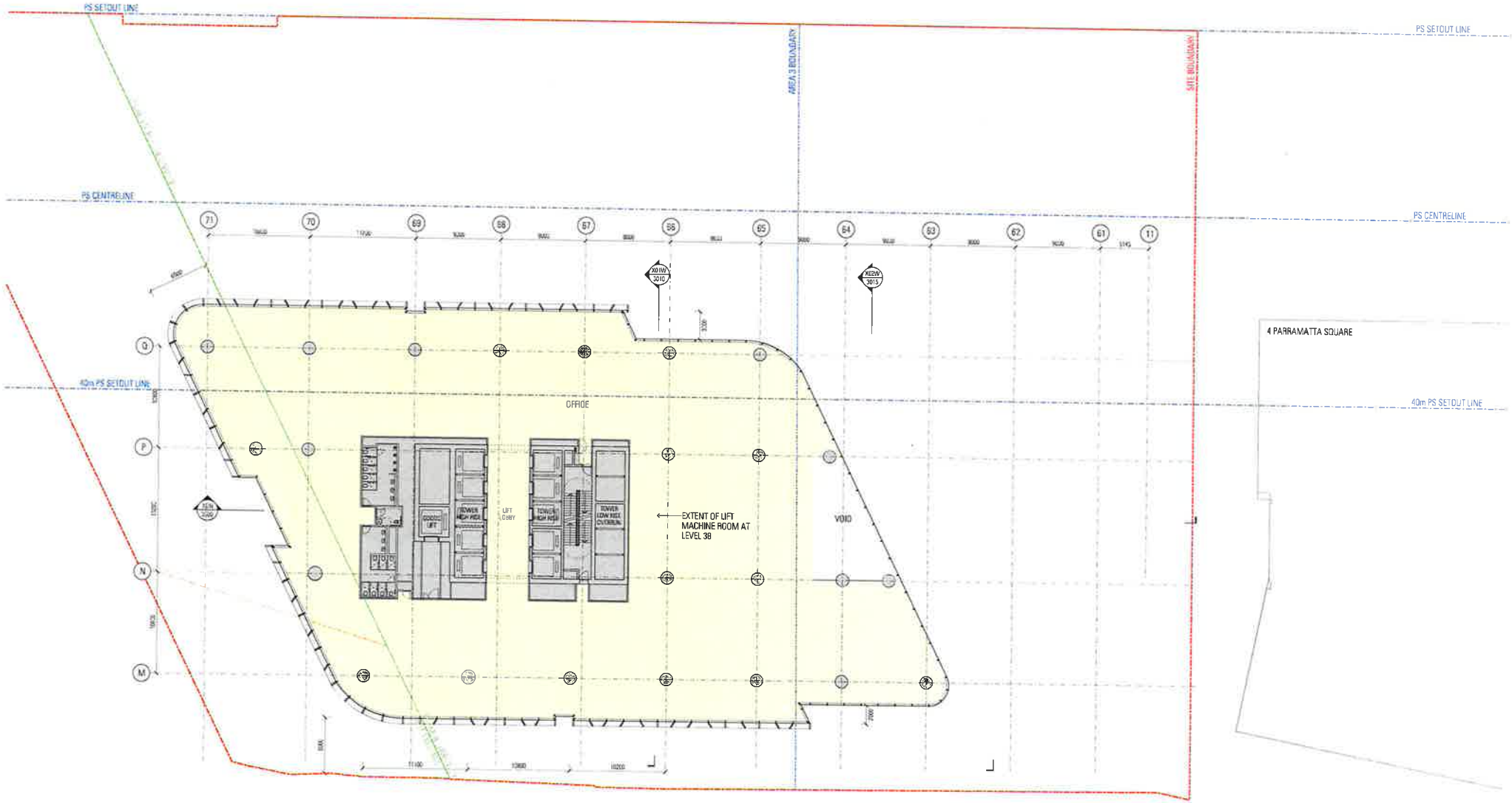

DEVELOPMENT APPLICATION

JPW
JOHNSON PILTON WALKER

Project Title
5 & 6 PARRAMATTA SQUARE

Client
walker

Drawing Title
TOWER
LEVEL 36-38 (LOW RISE/HIGH RISE - TRANSFER)

Drawing Number
DA-A-5-1056

04

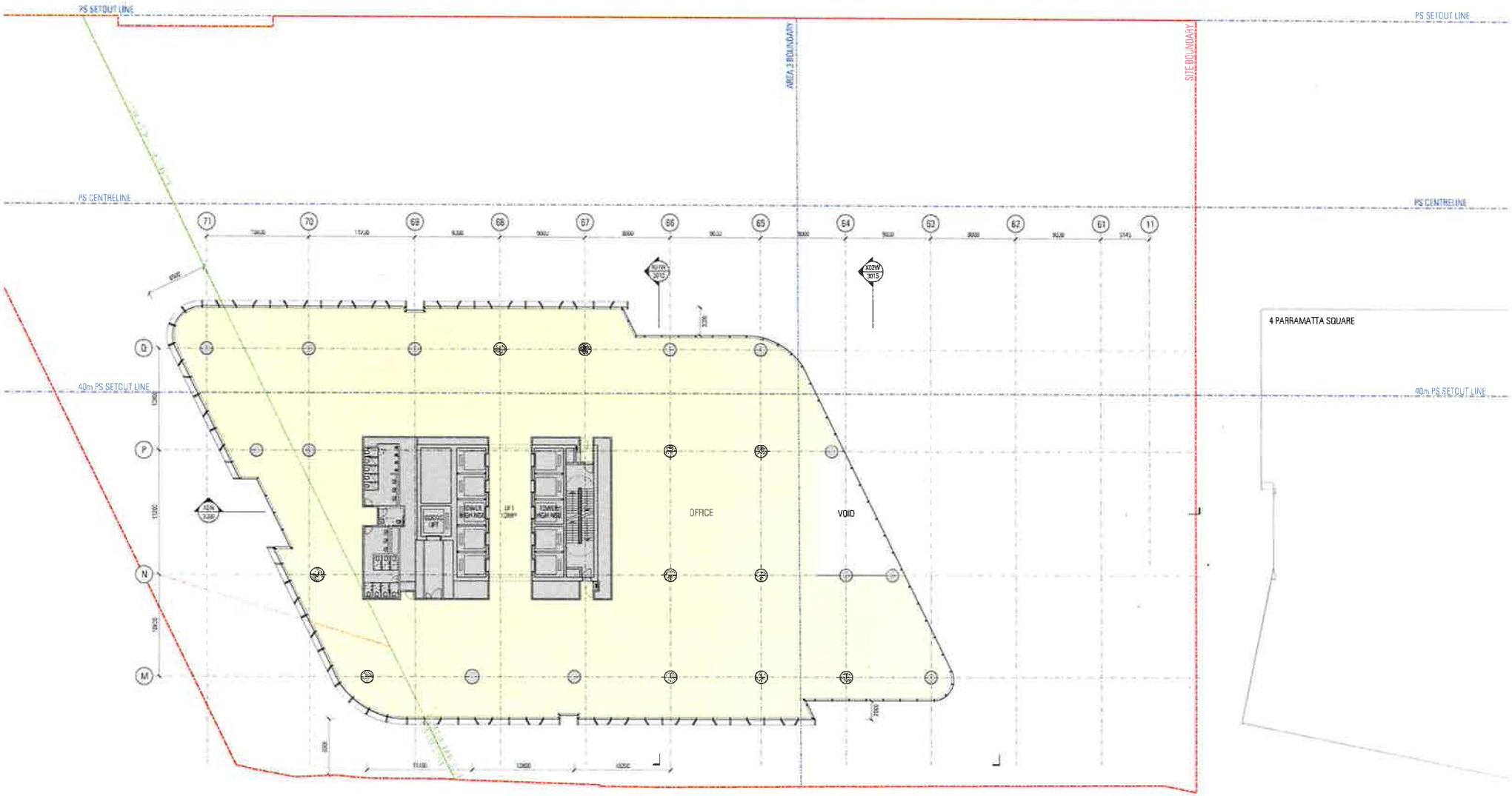

DEVELOPMENT APPLICATION

JPW
JOHNSON PILTON WALKER

Project Title
6 & 8 PARRAMATTA SQUARE

Client
walker

Drawing Title
TOWER
LEVEL 39-49 (HIGH RISE - TYPICAL)

Drawing Number
DA-A-6-1059

Revision
04

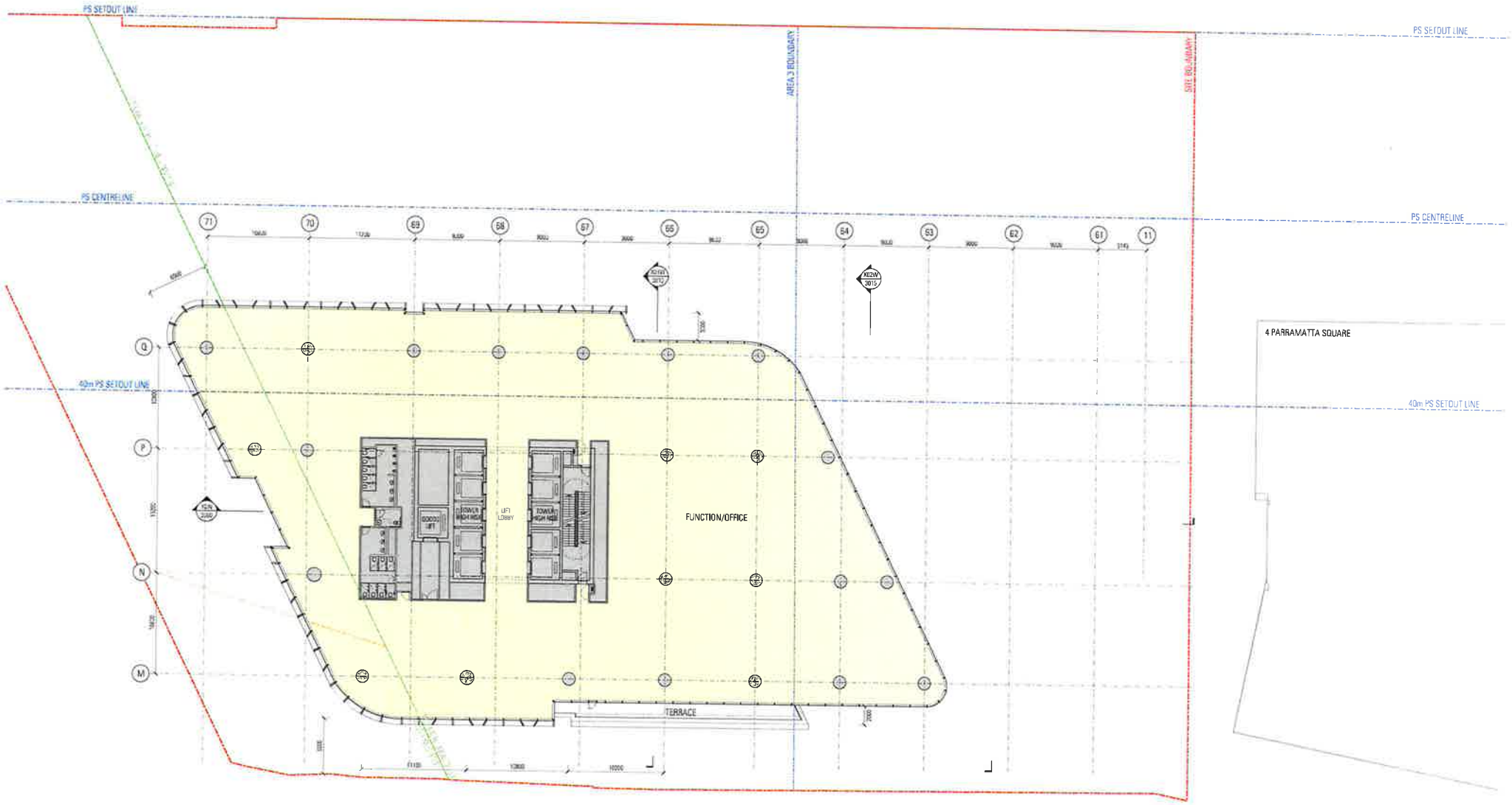

DEVELOPMENT APPLICATION

Rev	App	Dat	Amendment or issue for bldg.
02	MH	WB	Development Application
03	MH	WA	Development Application
04	MH	WA	Development Application
05	MH	WA	Development Application
06	MH	WA	Development Application

Architect
JPW
JOHNSON PILTON WALKER

Project title
6 & 8 PARRAMATTA SQUARE

Client
walker
Walker Corporation
Level 21 Governor Macquarie Tower
1 Farrer Place SYDNEY NSW 2000 Australia
Telephone +61 (2) 9273 9600
Facsimile +61 (2) 9273 7600

Drawing Title
TOWER
LEVEL 50 (FUNCTION/OFFICE)

Drawing Number
DA-A-6-1070

Revision
04

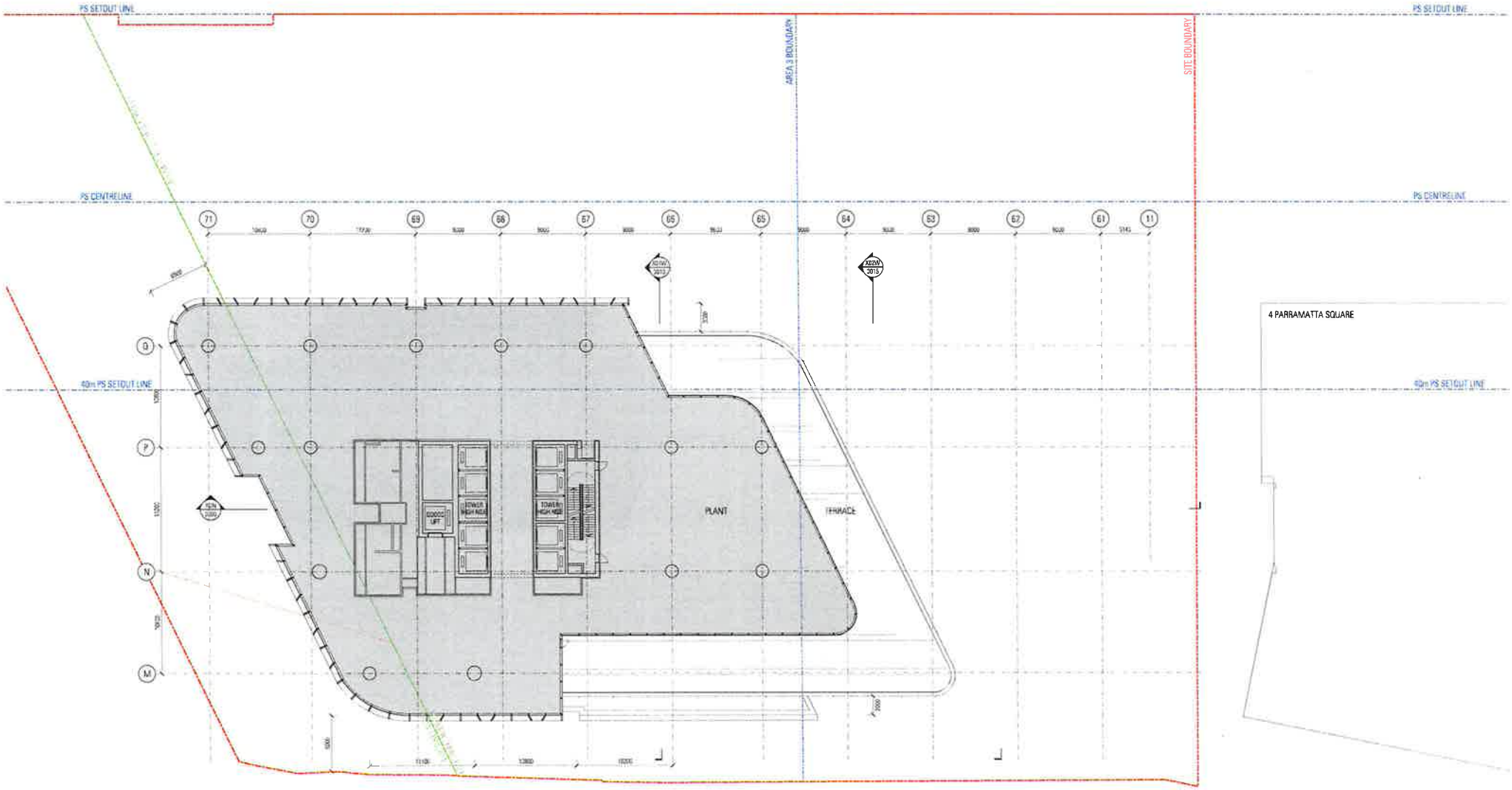

DEVELOPMENT APPLICATION

JPW
JOHNSON PILTON WALKER

Project Title
6 & 8 PARRAMATTA SQUARE

Client
Walker Corporation
Level 51 Governor Macquarie Tower
1 Farrer Place SYDNEY NSW 2000 Australia

Drawing Title
TOWER
LEVEL 51

Drawing Number
DA-A-6-1071

Revision
04

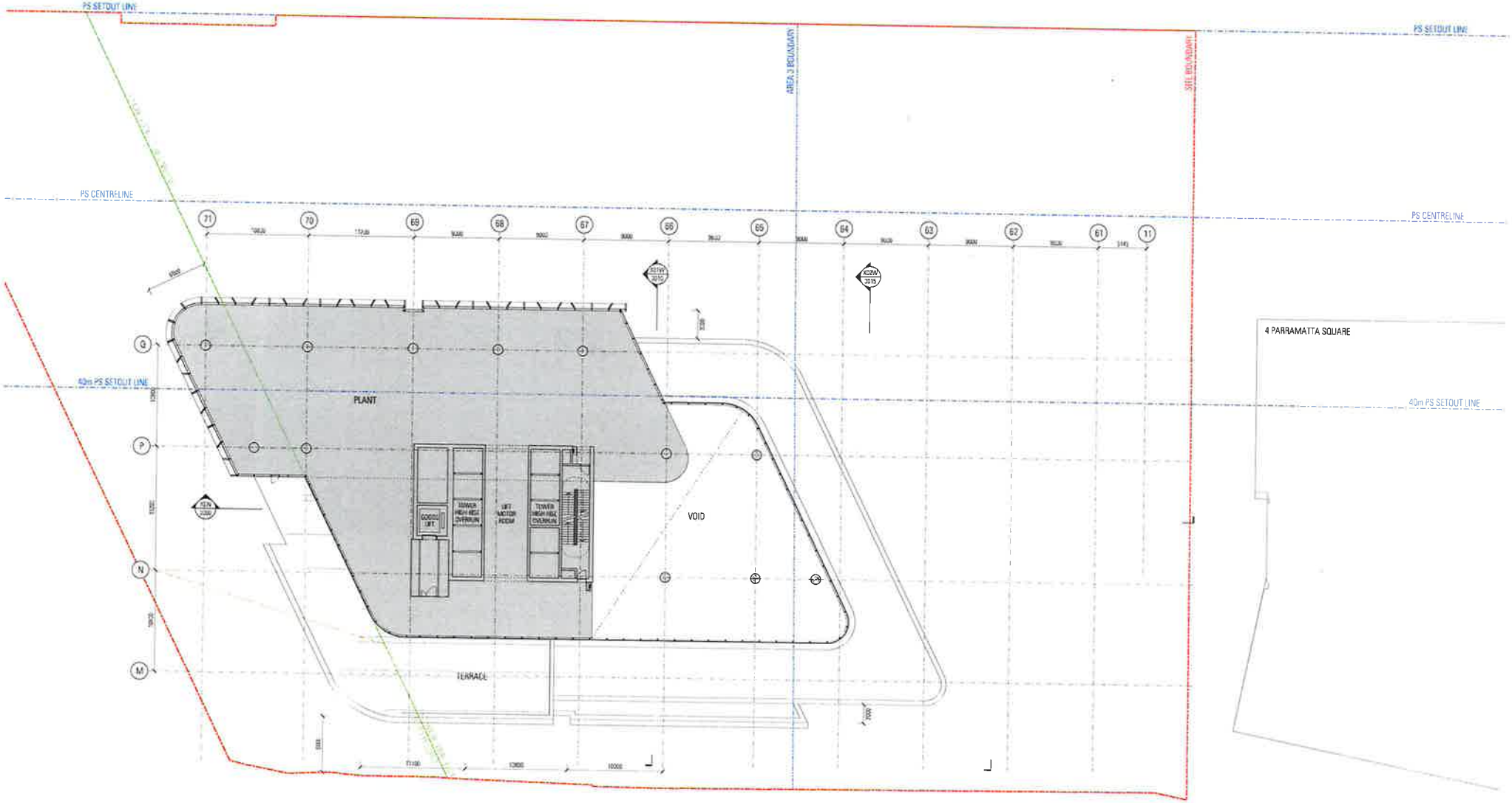

DEVELOPMENT APPLICATION

JOHNSON PILTON WALKER

6 & 8 PARRAMATTA SQUARE

TOWER
LEVEL 52 (PLANT)

DA-A-6-1072

04

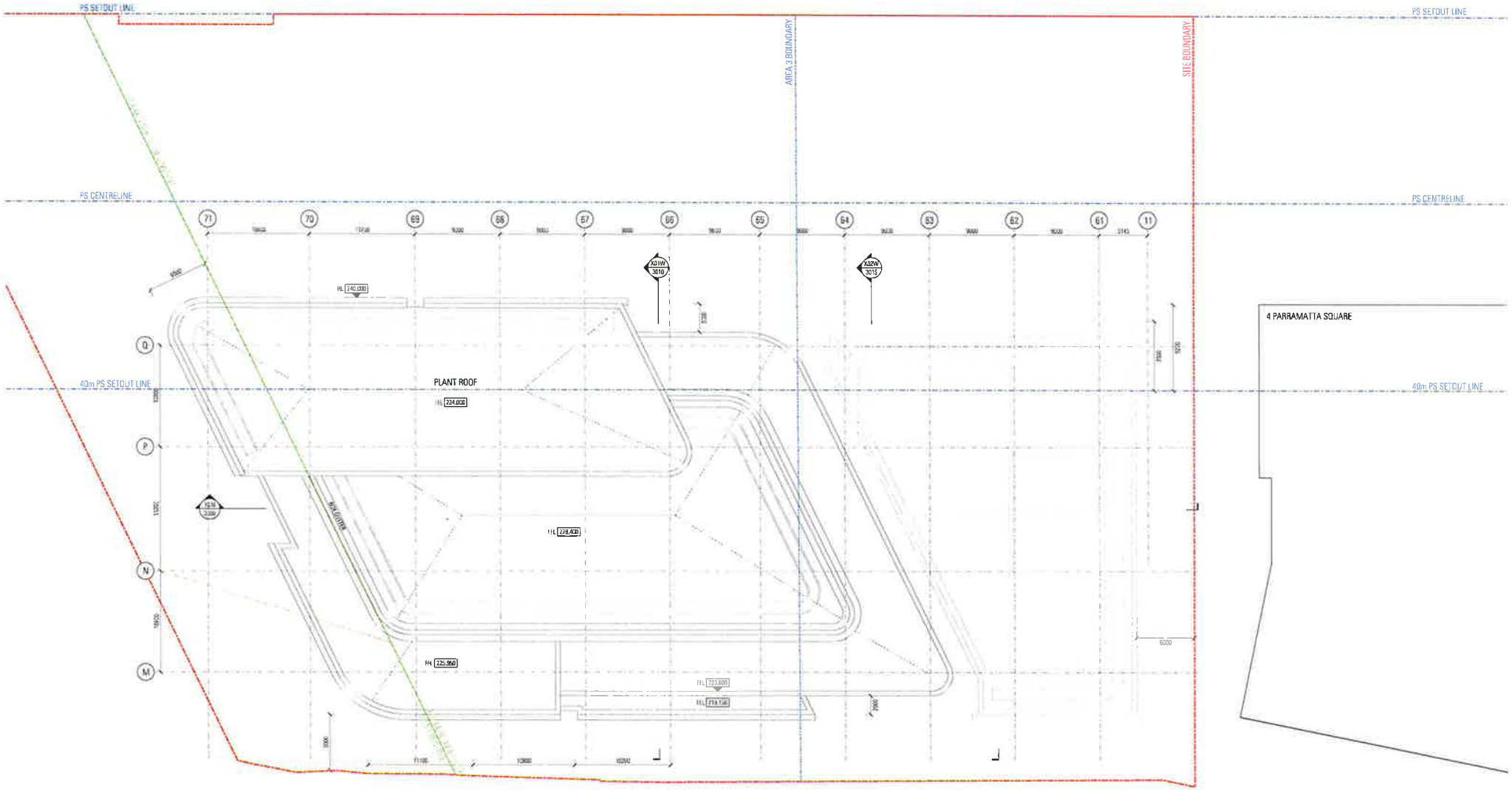

DEVELOPMENT APPLICATION

JPW
JOHNSON PILTON WALKER

Project title
6 & 8 PARRAMATTA SQUARE

Client
walker

Drawing title
TOWER ROOF

Drawing number
DA-A-6-1080

Revision
04

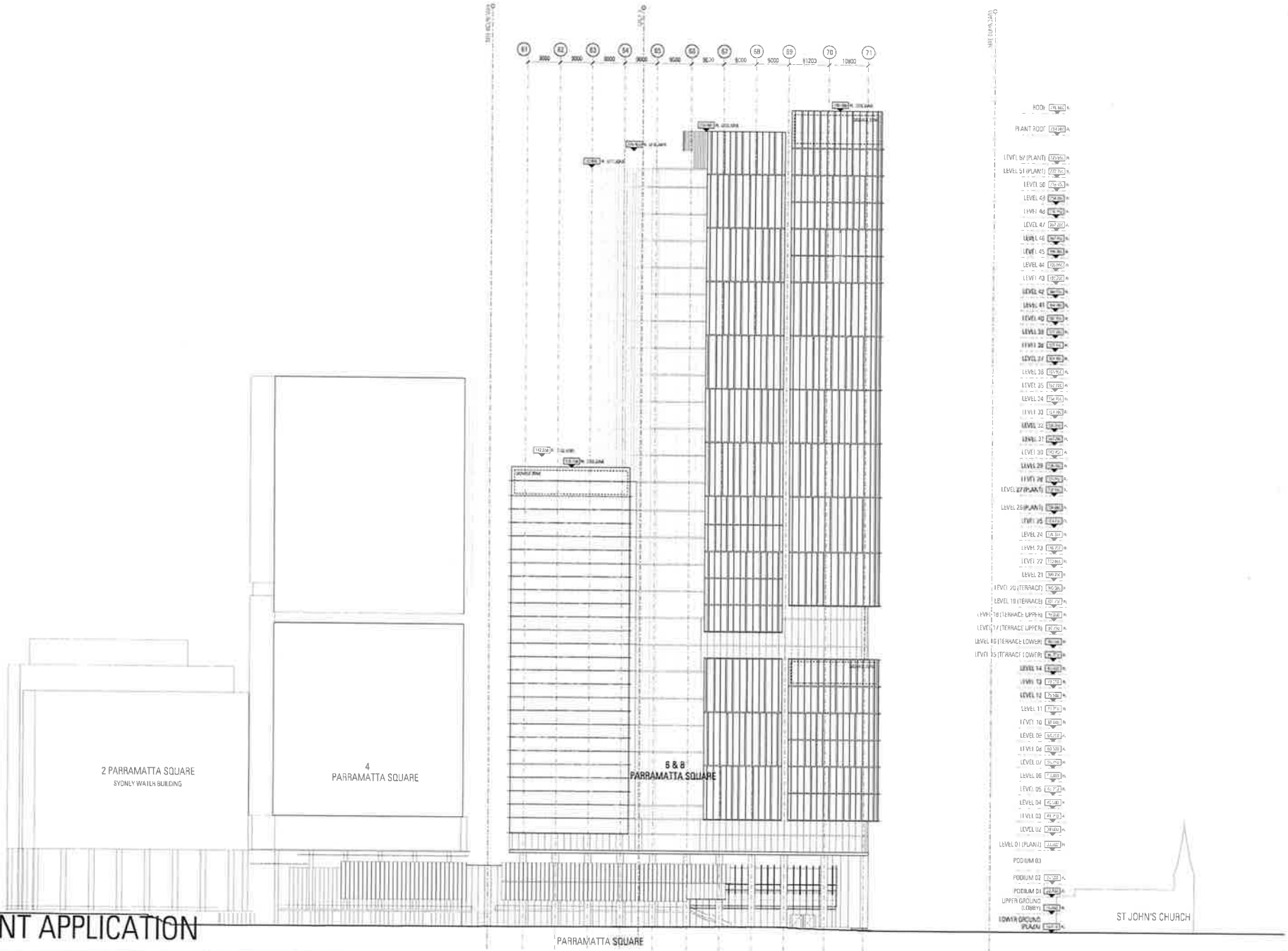

DEVELOPMENT APPLICATION

Architect
JPW
JOHNSON PILTON WALKER

Project Title
6 & 8 PARRAMATTA SQUARE

Client
walker

Drawing Title
GENERAL ARRANGEMENT ELEVATION
NORTH
PARRAMATTA SQUARE

Drawing Number
DA-A-6-2000

Issue
04

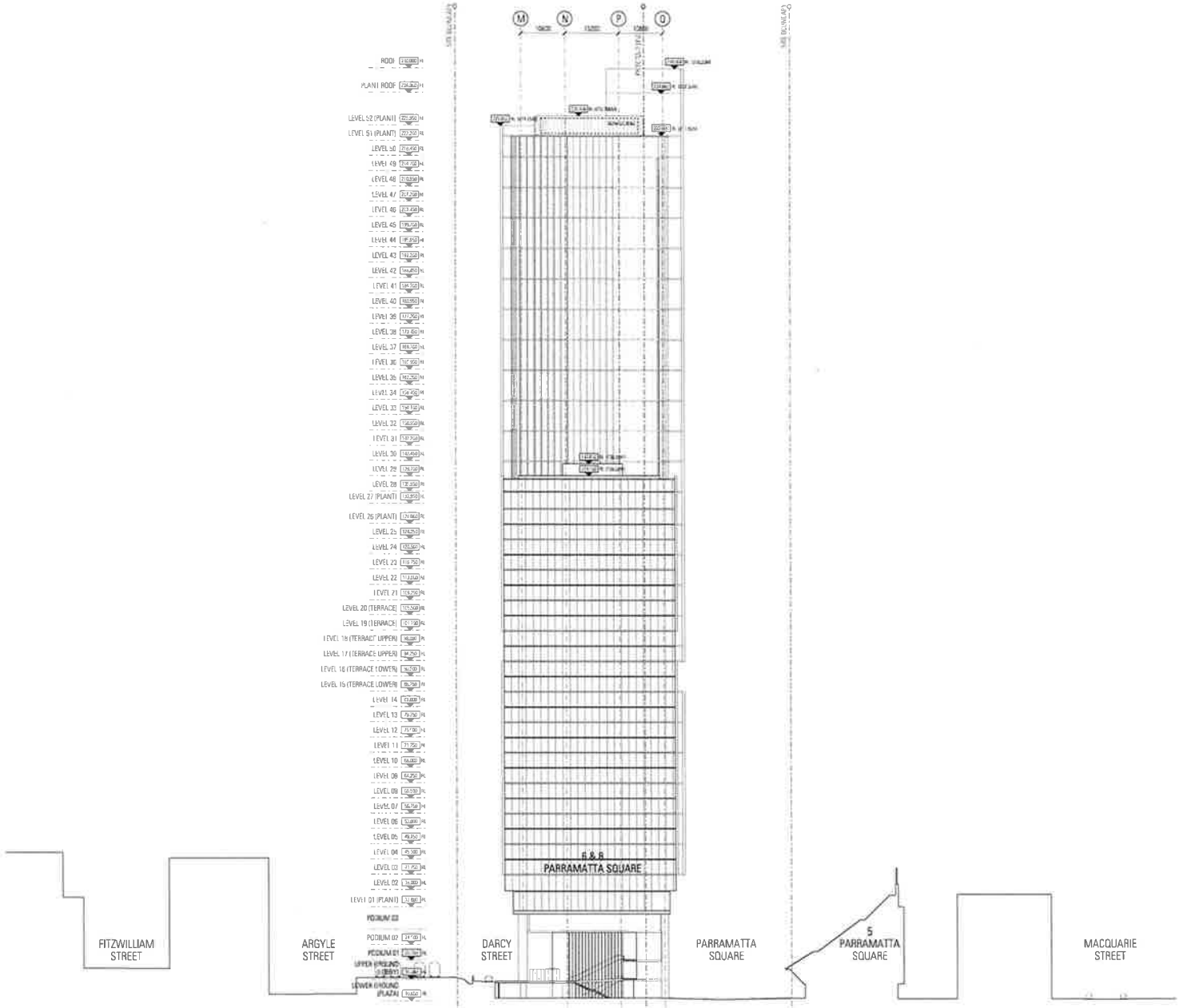

DEVELOPMENT APPLICATION

Rev	Date	Drn	Amendment / reason for issue
02	04.11.13	MH	WG Development Application
01	30.10.13	MH	WA Development Application
02	04.10.13	MH	WA Development Application
01	30.09.13	MH	WA Development Application
00	27.09.13	MH	WA Development Application

Structural Engineer
Arup
Level 17, 151 Clarence Street SYDNEY NSW
Tel +61 2 9251 7700

Civil Consultant / Facade Consultant
ARUP
Level 17, 151 Clarence Street SYDNEY NSW
Tel +61 2 9251 7700

Traffic Engineer
ARUP
Level 17, 151 Clarence Street SYDNEY NSW
Tel +61 2 9251 7700

Wind Engineer
Windtech
127 Kent Street Sydney NSW 2000
Tel +61 2 9241 2311
Email: sydney@windtech-global.com

Vertical Transport Consultant
ARUP
Level 17, 151 Clarence Street SYDNEY NSW
Tel +61 2 9251 7700

Civil / Road Engineer
ARUP
Level 17, 151 Clarence Street SYDNEY NSW
Tel +61 2 9251 7700

Structural Engineer
ARUP
Level 17, 151 Clarence Street SYDNEY NSW
Tel +61 2 9251 7700

Services Consultants (Mechanical, Hydraulics, Fire, Electrical)
ARUP
Level 17, 151 Clarence Street SYDNEY NSW
Tel +61 2 9251 7700

BCA / Access Consultant
Morris Goding Consulting
Level 6, 104 Kent Street SYDNEY NSW
Tel +61 2 9290 2411
Email: info@morrisgoding.com.au

Heritage Consultant
NBRS Architecture
Level 2, 4 Glen Street MILSONS POINT NSW
Tel +61 2 9922 1309
Email: admin@nbrsarchitecture.com

Key Plan

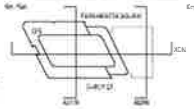

Key Section

Scale / Vertical Datum
1:500 @ A1 1:1000 @ A3 0 10 20 50 100m

Architect
JPW
JOHNSON PILTON WALKER
Johnson Pilton Walker Pty Ltd ACN 003 270 975
Level 10 Rose Walker Building Australia Square 26-34 Orwell Street Sydney
New South Wales 2000 Australia
Telephone +61 2 9251 9700
Facsimile +61 2 9251 9701
Email jpw@jpw.com.au

Project Title
6 & 8 PARRAMATTA SQUARE

Client
walker
Walker Corporation
Level 21 Governor Macquarie Tower
1 Farrer Place SYDNEY NSW 2000 Australia
Telephone +61 2 9272 5600
Facsimile +61 2 9272 7400

Drawing Title
GENERAL ARRANGEMENT ELEVATION
EAST

Drawing Number
DA-A-5-2001

Revision
04

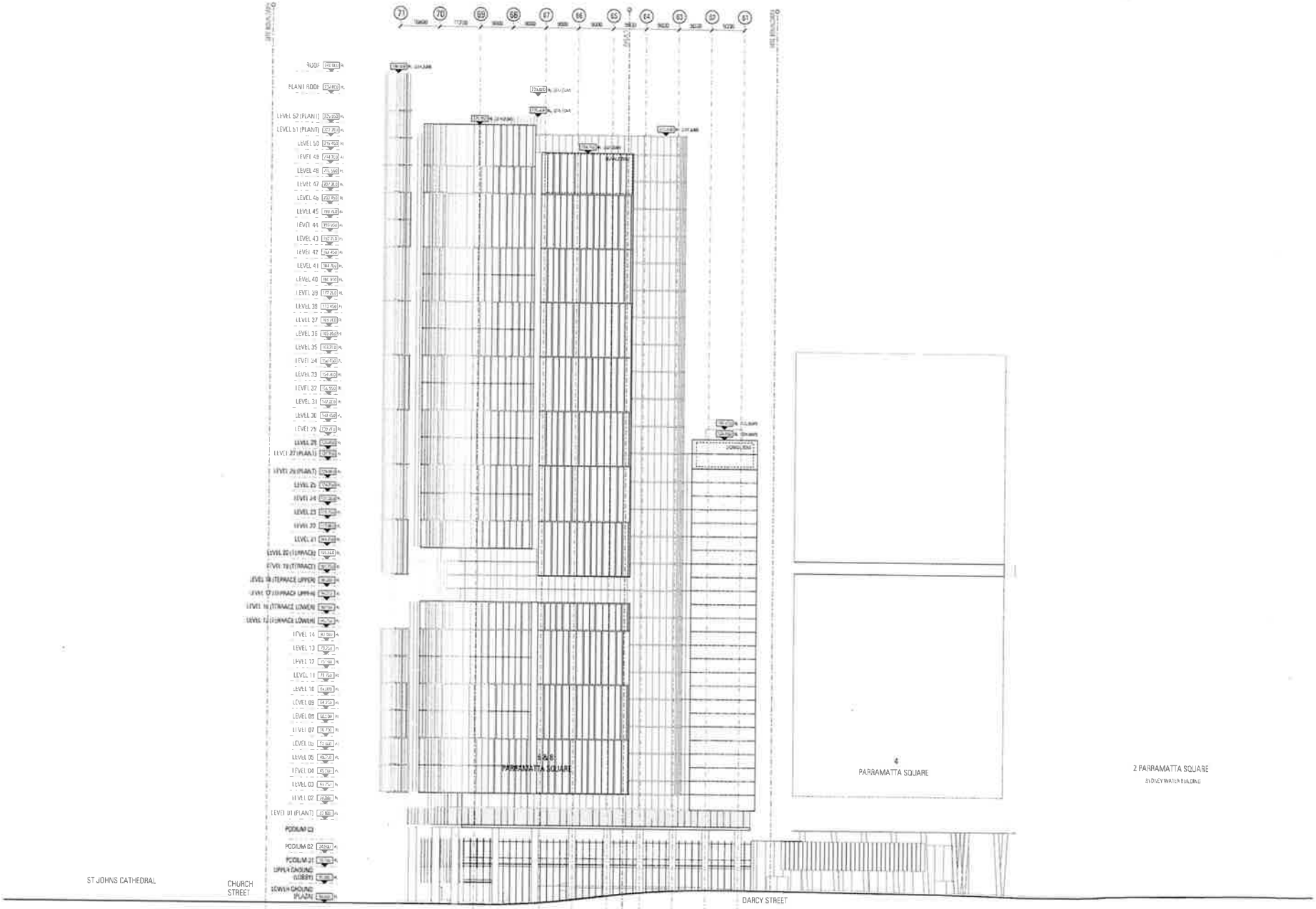

DEVELOPMENT APPLICATION

Architect
JPW
JOHNSON PILTON WALKER

Project title
6 & 8 PARRAMATTA SQUARE

Client
walker

Drawing title
GENERAL ARRANGEMENT ELEVATION SOUTH
DARCY STREET

Drawing number
DA-A-G-2002

revision
04

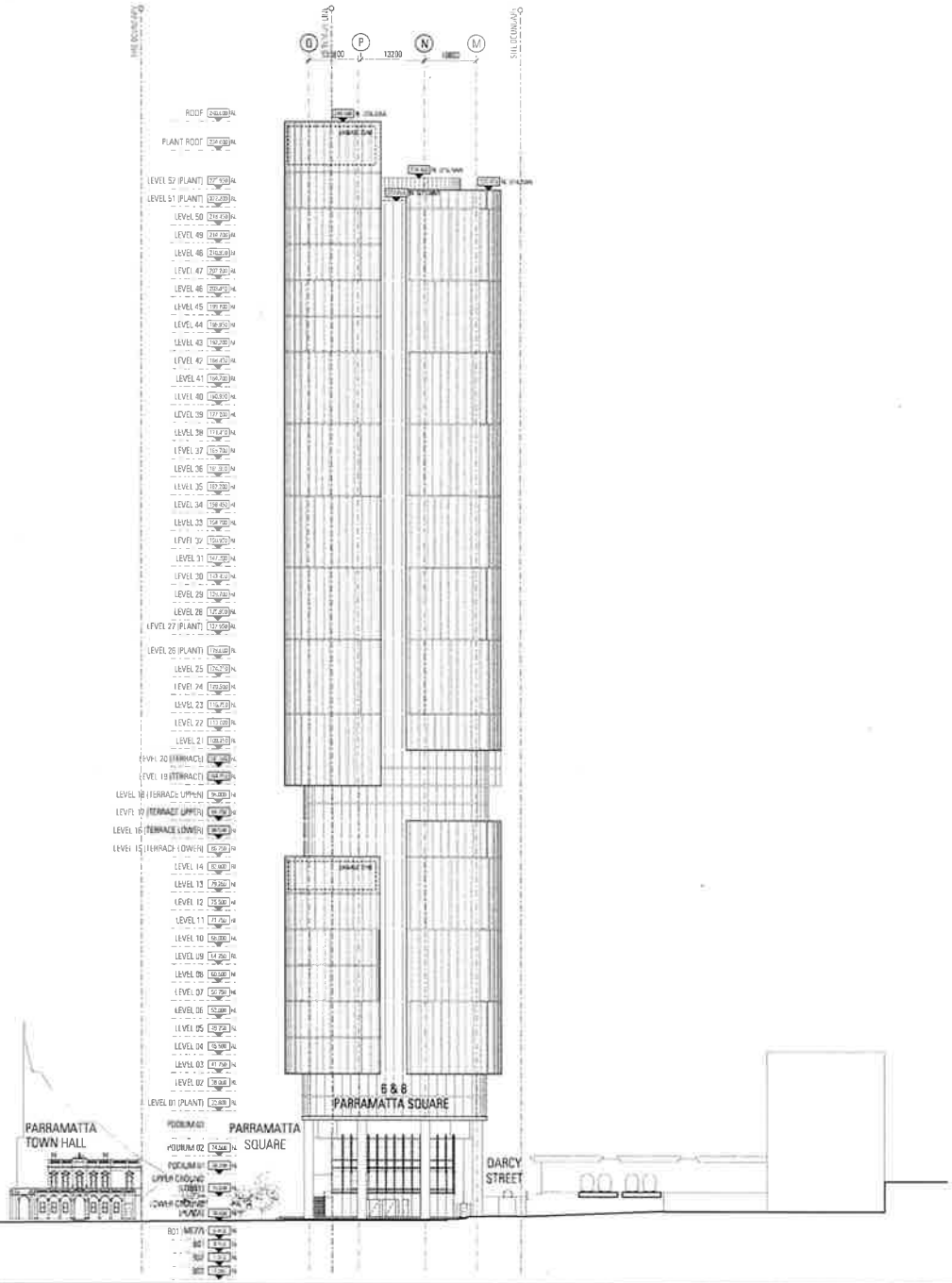

DEVELOPMENT APPLICATION

Rev	Amd	Date	Description
01	MH	WA	Development Application
02	MH	WA	Development Application
03	MH	WA	Development Application
04	MH	WA	Development Application
05	MH	WA	Development Application

Date
28-12-17
28-08-18
23-11-18
06-11-18
06-11-18

Structural Engineer
Douglas Partners
96-98 Hermitage Rd West RYDE NSW
Tel: 02 9809 0666

LSD Consultant / Facade Consultant
WSP
Level 27 680 George St SYDNEY NSW
Tel: 02 9272 5100

Traffic Engineer
WSP
Level 27 680 George St SYDNEY NSW
Tel: 02 9272 5100

Wind Engineer
Windwalk
Level 3 60 Leichhardt St SPRING HILL QLD 4004
Tel: 07 3831 8022
Email: brian.hunt@windwalk.com

Vertical Transport Consultant
ACE
Level 1 46 Market Street SYDNEY NSW
Tel: 02 9262 2244
Email: sydney@acevt.com.au

CA BCA Fire Engineer
WSP
Level 27 680 George St SYDNEY NSW
Tel: 02 9272 5100

Mechanical Engineer
WSP
Level 27 680 George St SYDNEY NSW
Tel: 02 9272 5100

Services Consultants (Hydraulic, Mechanical, Fire, Electrical)
Mitchell Cross Consultants
Level 6, 155 Kent Street SYDNEY NSW
Tel: 02 9290 2600
Email: [illegible]

BCA / Access Consultants
Morris Goding Consulting
Level 6, 155 Kent Street SYDNEY NSW
Tel: 02 9290 2600
Email: [illegible]

Heritage Consultant
NBRS Architecture
Level 2 4 Glen Street MILSONS PT. NSW
Tel: 02 9312 2444
Email: [illegible]

Site Plan

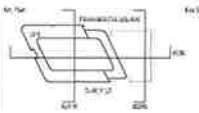

Site Section



Scale / Note Paper
1:1000 A1 1:2000 A3 0 10 20 50 100M

General Notes
Do not scale from drawing. Use marked dimensions. Report errors or omissions with whatever Consultant's drawings or the Architect's to the Architect's notice or of a discrepancy. Subject to the building whatever by the Architect.

Architect
JPW
JOHNSON PILTON WALKER
Level 18 Plaza Building Australia Square 95 Pitt Street Sydney New South Wales 2000 Australia
Telephone +61 2 9251 7400
Facsimile +61 2 9251 7500
Email: jpw@jpw.com.au

Project Title
6 & 8 PARRAMATTA SQUARE

Client
walker
Walker Corporation
Level 27 Governor Macquarie Tower
1 Farrer Place SYDNEY NSW 2000 Australia
Telephone +61 2 9272 5100
Facsimile +61 2 9241 4188

Drawing Title
GENERAL ARRANGEMENT ELEVATION WEST

Drawing Number
DA-A-6-2003

Revision
04



DEVELOPMENT APPLICATION

Architect
JPW
JOHNSON PILTON WALKER

Project Title
6 & 8 PARRAMATTA SQUARE

Client
walker

Drawing Title
EAST-WEST SECTION
XDN

Drawing Number
DA-A-6-3000

Issue
04



DEVELOPMENT APPLICATION

Rev	Issue	Date	Description of revision or issue	Date
01	MH	WS	Development Application	26-10-12
02	MH	WA	Development Application	08-03-13
03	MH	WA	Development Application	22-04-13
04	MH	WA	Development Application	26-11-13
05	MH	WA	Development Application	26-11-13

Geotechnical Engineer
Douglas Partners
Level 3, 96 Pacific Highway North Sydney NSW 2060
Tel: 02 9955 2066

Structural Engineer
Mott MacDonald Hadfields (NSW) Pty Ltd
Level 23, 345 George St SYDNEY NSW
Tel: 02 9232 5700

LSD Consultant / Facade Consultant
BCA
Level 21, 345 George St SYDNEY NSW
Tel: 02 9232 5700

Traffic Engineer
GHD
Level 11, 133 Castlereagh St SYDNEY NSW
Tel: 02 9239 7100

Services Consultant (Mechanical, Hydraulics, Fire, Electrical)
WSP
Level 27, 345 George St SYDNEY NSW
Tel: 02 9272 5100

Water Engineer
Mott MacDonald
Level 11, 133 Castlereagh St SYDNEY NSW
Tel: 02 9239 7100

ESD / Access Consultants
NCC Access Consultancy
Level 2, 14 Glen Street WILLOUGHBY NSW
Tel: 02 9958 4800

Vertical Transport Consultant
NCC
Level 2, 14 Glen Street WILLOUGHBY NSW
Tel: 02 9958 4800

Fire Consultant
Mills Australia
Level 2, 14 Glen Street WILLOUGHBY NSW
Tel: 02 9958 4800

Key Plan

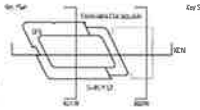

Key Section

Scale / North Point
1:500 @ A1 1:1000 @ A3 0 10 20 30 40M

General Notes
Do not scale from drawing. Use marked dimensions. Report errors or omissions to architect. Verify all dimensions on site before commencement of any work. Consultant's drawings to be read in conjunction with architect's drawings. The Architect is to be notified of any discrepancies. Copyright in this drawing is retained by the Architect.

Architect
JPW
JOHNSON PILTON WALKER
Level 19 Plaza Building Australia Square 95 Pitt Street Sydney
New South Wales 2000 Australia
Telephone +61 2 9251 7100
Facsimile +61 2 9251 7500
Email: jpw@jpw.com.au

Client
walker
Walker Corporation
Level 21 Governor Macquarie Tower
1 Farrer Place SYDNEY NSW 2000 Australia
Telephone +61 2 8273 3800
Facsimile +61 2 8273 7400

Project Title
6 & 8 PARRAMATTA SQUARE

Drawing Title
NORTH-SOUTH SECTION
X01W

Drawing Number
DA-A-5-3010

Revision
04

DAMPT Pty Ltd
Ltd
Sydney



DEVELOPMENT APPLICATION

Rev	Iss	Clnt	Revision or notice for issue	Date
02	MH	WH	Development Application	20-12-17
03	MH	WA	Development Application	22-03-18
04	MH	WA	Development Application	13-04-18
05	MH	WA	Development Application	16-07-18
06	MH	WA	Development Application	26-11-18

Key Section

Architect
JPW
JOHNSON PILTON WALKER

Project Title
6 & 8 PARRAMATTA SQUARE

Client
walker

Drawing Title
NORTH-SOUTH SECTION
X02W

Drawing Number
DA-A-6-3015

Revision
04

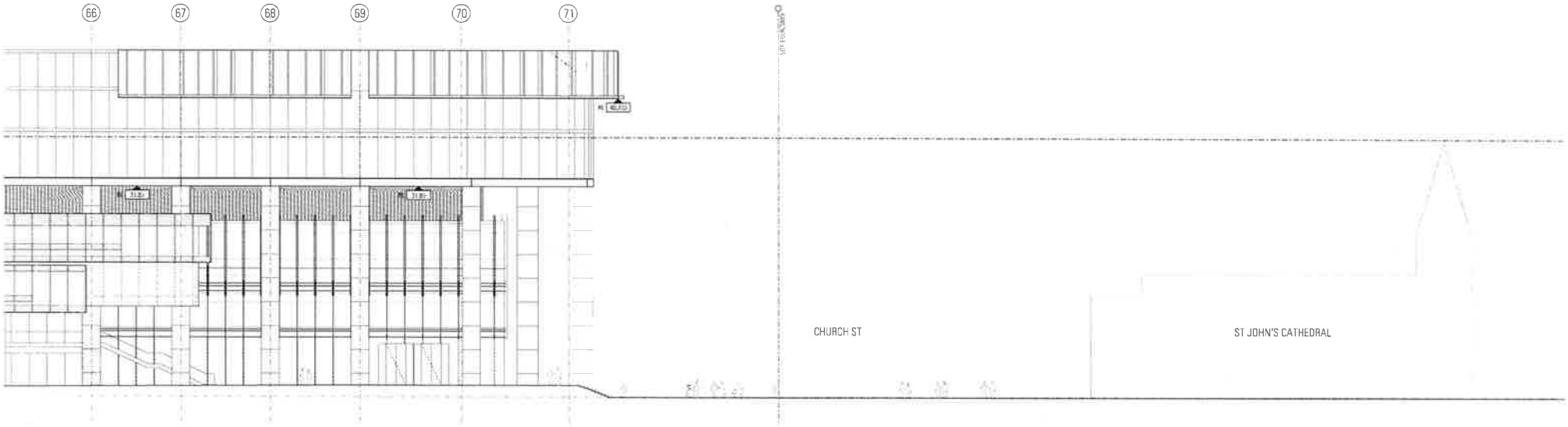

01 PODIUM ELEVATION NORTH

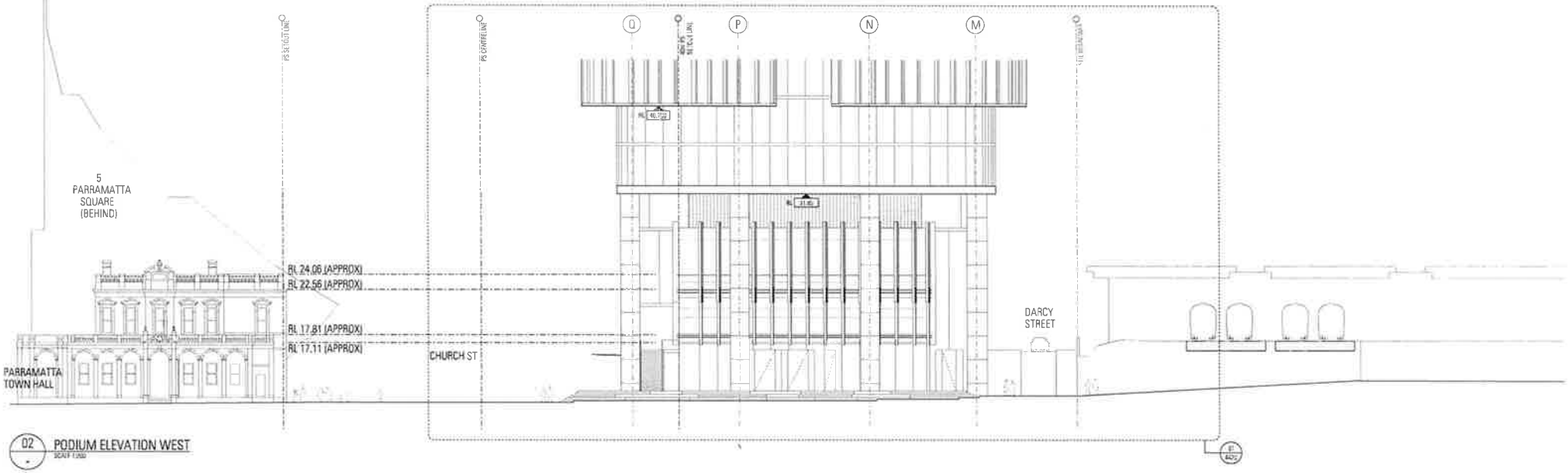

02 PODIUM ELEVATION WEST

DEVELOPMENT APPLICATION

JPW
JOHNSON PILTON WALKER

6 & 8 PARRAMATTA SQUARE

walker

PODIUM ELEVATIONS
NORTH AND WEST
CHURCH STREET AND TOWN HALL

DA-A-6-4400

04

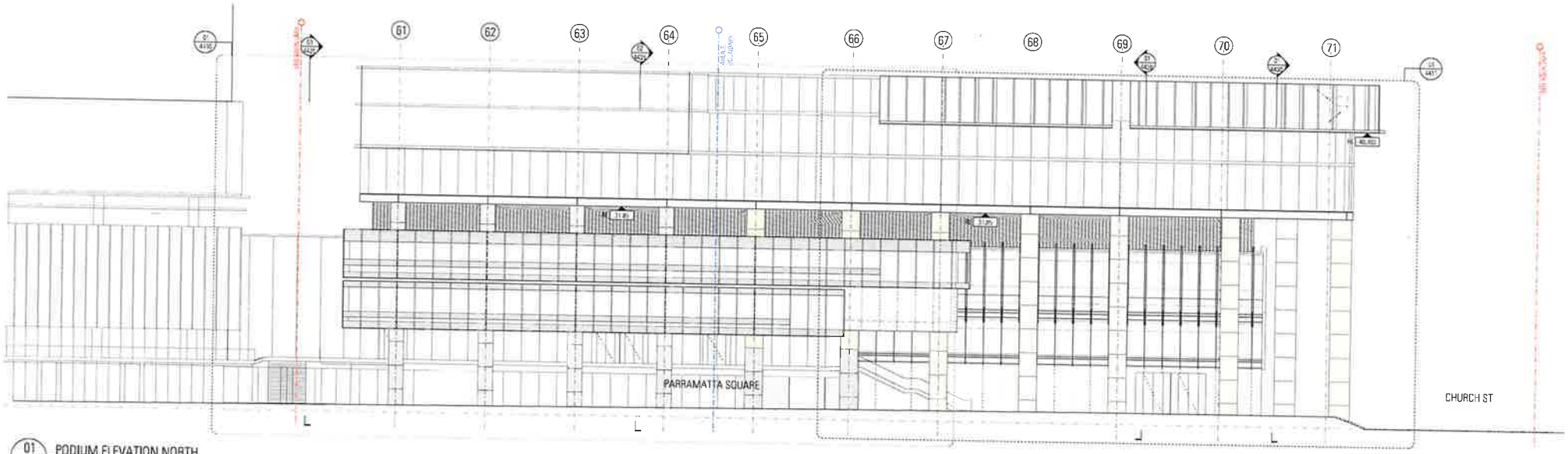

01 PODIUM ELEVATION NORTH
SCALE 1:200

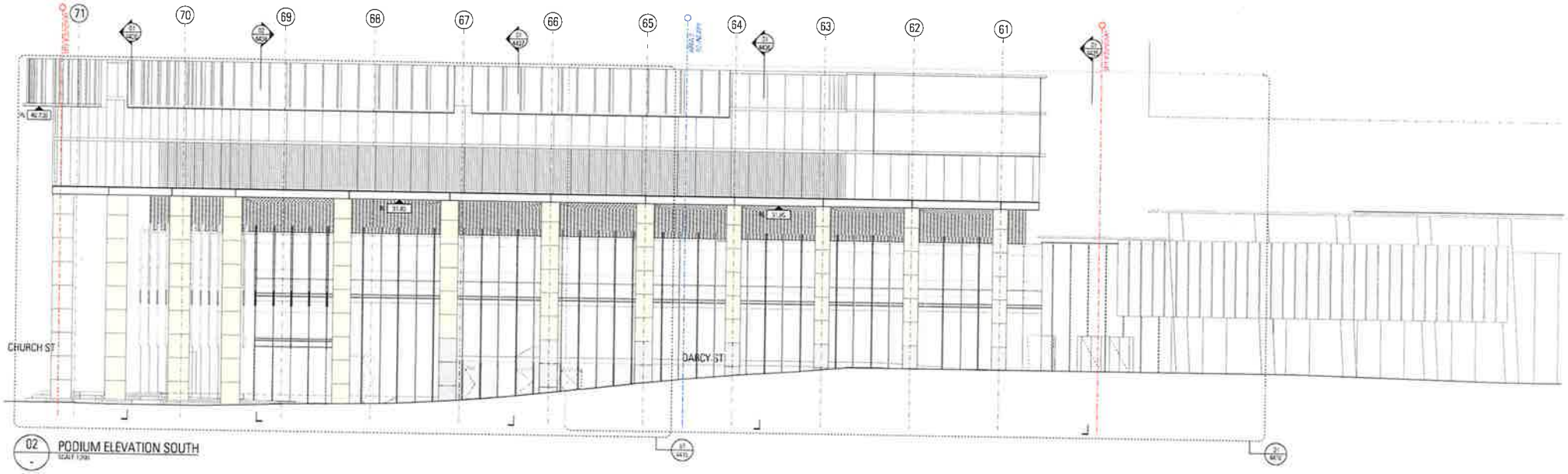

02 PODIUM ELEVATION SOUTH
SCALE 1:200

DEVELOPMENT APPLICATION

Key Plan

Key Section

JPW
JOHNSON PILTON WALKER

6 & 8 PARRAMATTA SQUARE

walker

PODIUM ELEVATIONS
NORTH AND SOUTH

DA-A-6-4401

04

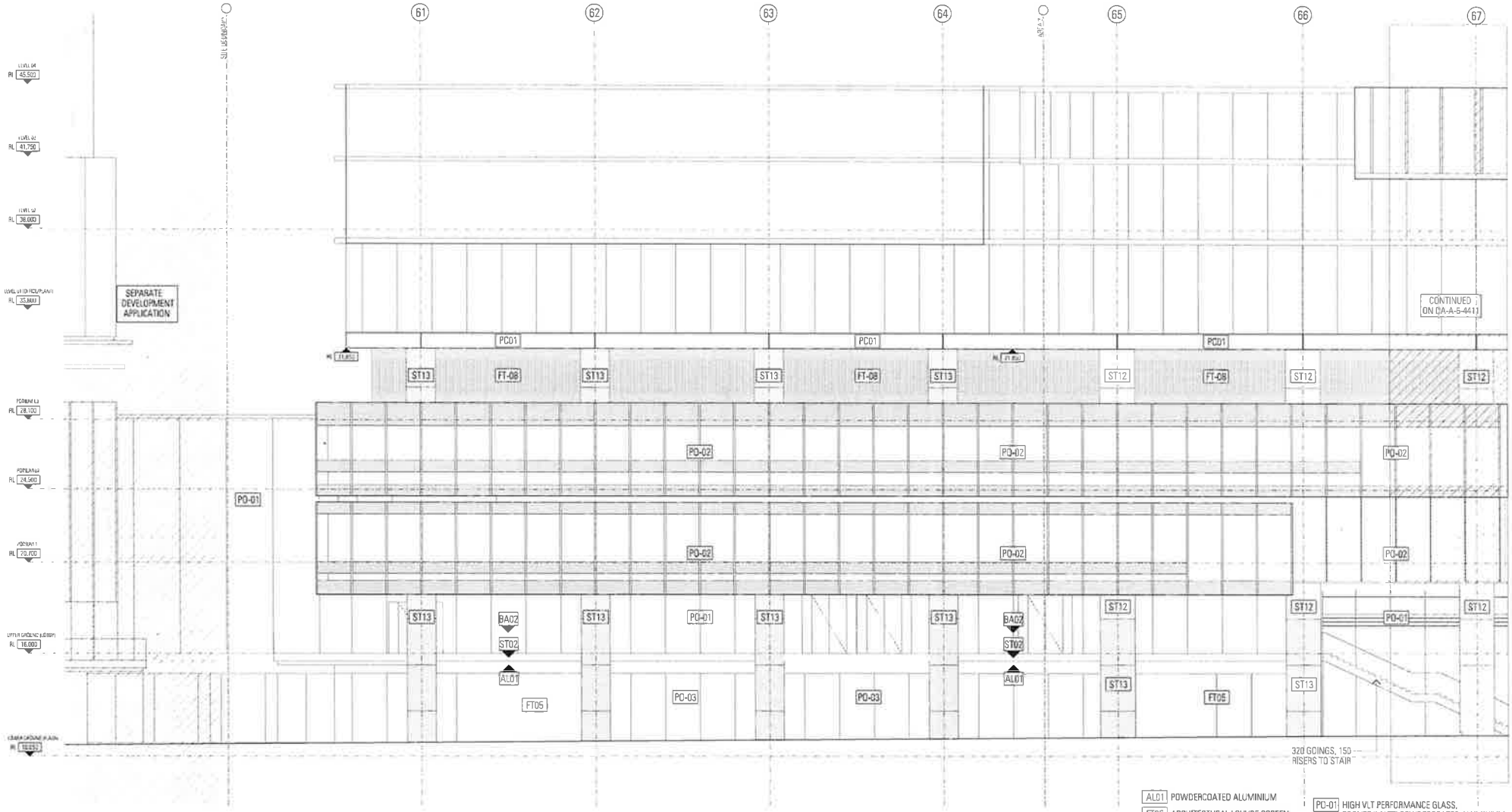

01 PODIUM ELEVATION NORTH
SCALE 1:100

AL01	POWDERCOATED ALUMINIUM
FT05	ARCHITECTURAL LOUVRE SCREEN
PC01	PRECAST CONCRETE - OFFWHITE
BA02	FRAMELESS OPEN JOINT GLASS BALUSTRADE, LINISHED SS HANDRAIL, PATCH FIT
ST02	BLACK GRANITE - EXFOLIATED
ST12	SANDSTONE - HONED
ST13	BLACK GRANITE - EXFOLIATED
PO-01	HIGH VLT PERFORMANCE GLASS, BRONZE (MATT) POWDERCOATED ALUMINIUM FINS
PO-02	BRONZE (MATT) POWDERCOAT FINISH, ALUMINIUM FACADE SCREEN
PO-03	HIGH VLT PERFORMANCE GLASS
PO-05	HIGH VLT PERFORMANCE GLASS ROOF
FT-02	HIGH VLT PERFORMANCE GLASS
FT-08	FACADE LOUVRE SCREEN

DEVELOPMENT APPLICATION

Rev Issue Date Revision description
DA-A-6-4410 04 Development Application
DA-A-6-4411 04 Development Application
DA-A-6-4412 04 Development Application
DA-A-6-4413 04 Development Application

Key Section

1:100 @ A1, 1:200 @ A3

Architect
JPW
JOHNSON PILTON WALKER

Project Title
6 & 8 PARRAMATTA SQUARE

Client
walker

Drawing Title
PODIUM ELEVATION NORTH

Drawing Number
DA-A-6-4410

Revision
04

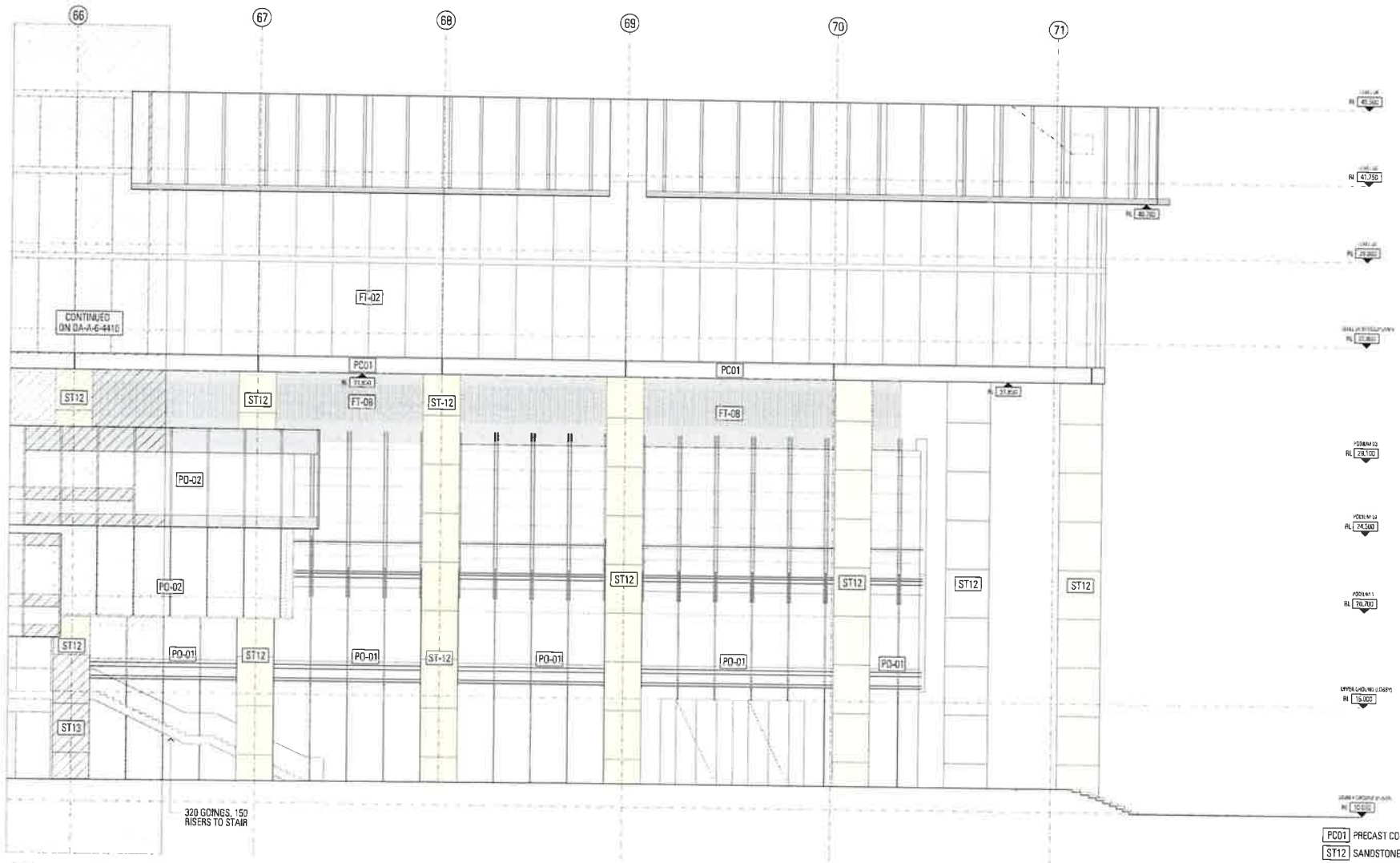

01 PODIUM ELEVATION NORTH
SCALE 1:100

PC01	PRECAST CONCRETE - OFF-WHITE
ST12	SANDSTONE - HONED
ST13	BLACK GRANITE - EXFOLIATED
PO-01	HIGH VLT PERFORMANCE GLASS, BRONZE (MATT) POWDERCOATED ALUMINIUM FINS
PO-02	BRONZE (MATT) POWDERCOAT FINISH, ALUMINIUM FACADE SCREEN
PO-03	HIGH VLT PERFORMANCE GLASS
FT-02	HIGH VLT PERFORMANCE GLASS
FT-08	FACADE LOUVRE SCREEN

DEVELOPMENT APPLICATION

Rev	Auc	Dcu	Description
01	MH	WA	Development Application
02	MH	WA	Development Application
03	MH	WA	Development Application
04	MH	WA	Development Application

Key Section

Scale / Metric Paper
1:100 @ A1, 1:200 @ A3

Architect
SJW
JOHNSON PILTON WALKER

Project Title
5 & 6 PARRAMATTA SQUARE

Client
walker
Walker Corporation
Level 21 Governor Macquarie Tower
1 Farrer Place SYDNEY NSW 2000 Australia

Drawing Title
PODIUM ELEVATION NORTH

Drawing Number
DA-A-6-4411

Revision
04

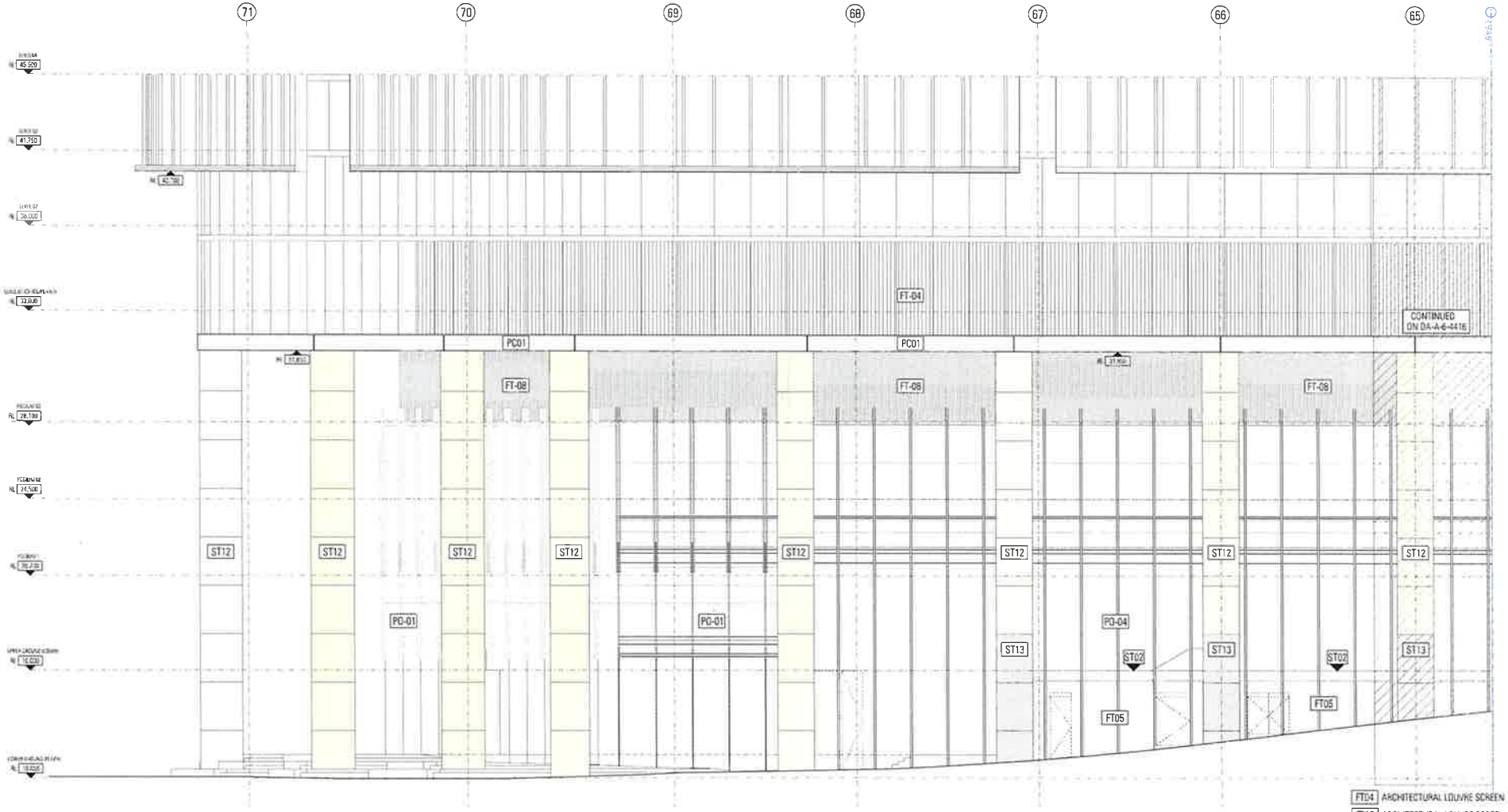

FT04	ARCHITECTURAL LOUVRE SCREEN
FT05	ARCHITECTURAL LOUVRE SCREEN
PC01	PRECAST CONCRETE - OFFWHITE
ST02	BLACK GRANITE - EXFOLIATED
ST12	SANDSTONE - HONED
ST13	BLACK GRANITE - EXFOLIATED
PO-01	HIGH VLT PERFORMANCE GLASS, BRONZE (MATT) POWDERCOATED ALUMINIUM FINS
PO-04	HIGH VLT PERFORMANCE GLASS, EXPRESSED BRONZE (MATT) POWDERCOATED ALUMINIUM FINS
FT-08	FACADE LOUVRE SCREEN

01 PODIUM ELEVATION SOUTH
SCALE 1:100

DEVELOPMENT APPLICATION

Key Plan

Key Section

1:100 @ A1, 1:200 @ A3

Architect
JPW
JOHNSON PILTON WALKER

Project Title
6 & 8 PARRAMATTA SQUARE

Client
walker

Drawing Title
PODIUM ELEVATION SOUTH

Drawing Number
DA-A-6-4415

Revision
04

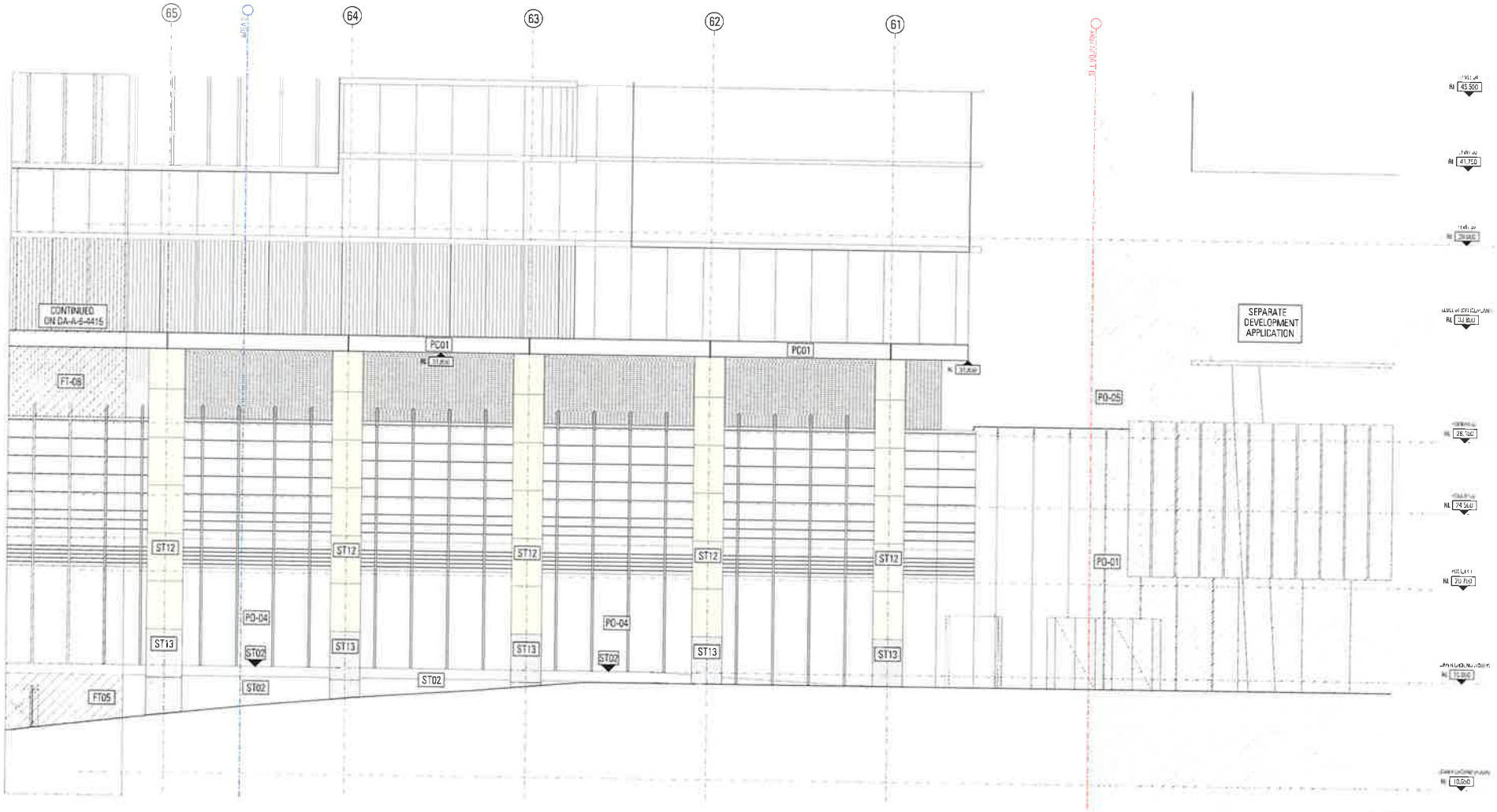

01 PODIUM ELEVATION SOUTH
SCALE 1:100

PC01	PRECAST CONCRETE - OFFWHITE
ST02	BLACK GRANITE - EXFOLIATED
ST12	SANDSTONE - HONED
ST13	BLACK GRANITE - EXFOLIATED
PO-01	HIGH VLT PERFORMANCE GLASS, BRONZE (MATT) POWDERCOATED ALUMINIUM FINS
PO-04	HIGH VLT PERFORMANCE GLASS, EXPRESSED BRONZE (MATT) POWDERCOATED ALUMINIUM FINS
PO-05	HIGH VLT PERFORMANCE GLASS ROOF
FT-06	FACADE LOUVRE SCREEN

DEVELOPMENT APPLICATION

Scale / Metric Paper
1:100 @ A1, 1:200 @ A3

Architect
JPW
JOHNSON PILTON WALKER

Project title
6 & 8 PARRAMATTA SQUARE

Drawing title
PODIUM ELEVATION SOUTH

Drawing number
DA-A-S-4416

revision
04

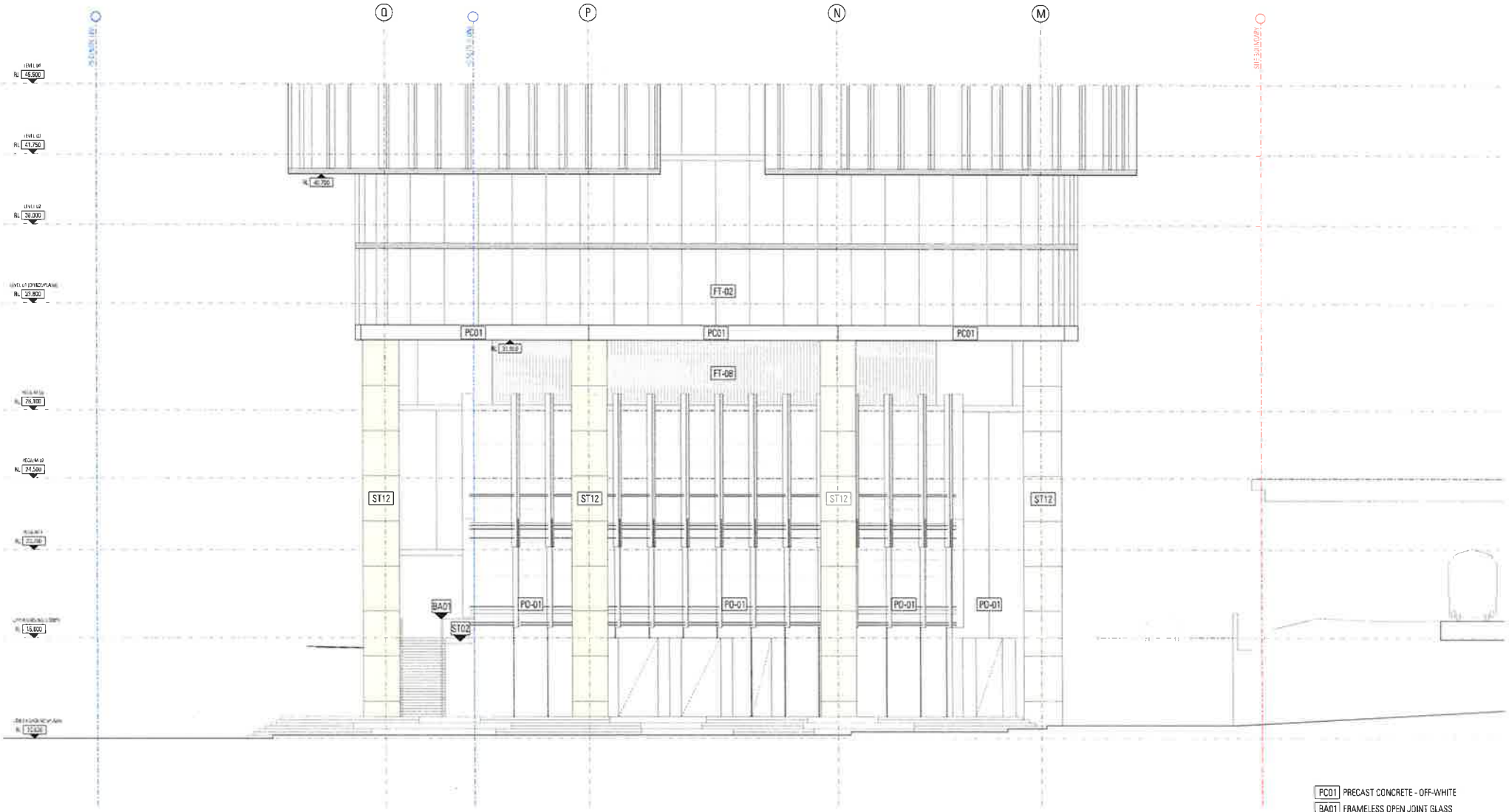

01 PODIUM ELEVATION WEST - CHURCH ST
SCALE 1:100

PC01	PRECAST CONCRETE - OFF-WHITE
BA01	FRAMELESS OPEN JOINT GLASS BALUSTRADE, LINISHED SS HANDRAIL, PATCH FIT
ST02	BLACK GRANITE - EXFOLIATED
ST12	SANDSTONE - HONED
PC-01	HIGH VLT PERFORMANCE GLASS, BRONZE (MATT) POWDERCOATED ALUMINIUM FINS
FT-02	HIGH VLT PERFORMANCE GLASS
FT-08	FACADE LOUVRE SCREEN

DEVELOPMENT APPLICATION

Scale / Format
1:100 @ A1, 1:200 @ A3

Architect
JPW
JOHNSON PILTON WALKER

Project Title
6 & 8 PARRAMATTA SQUARE

walker

Drawing Title
PODIUM ELEVATION
WEST
CHURCH ST

Drawing Number
DA-A-6-4420

Revision
04

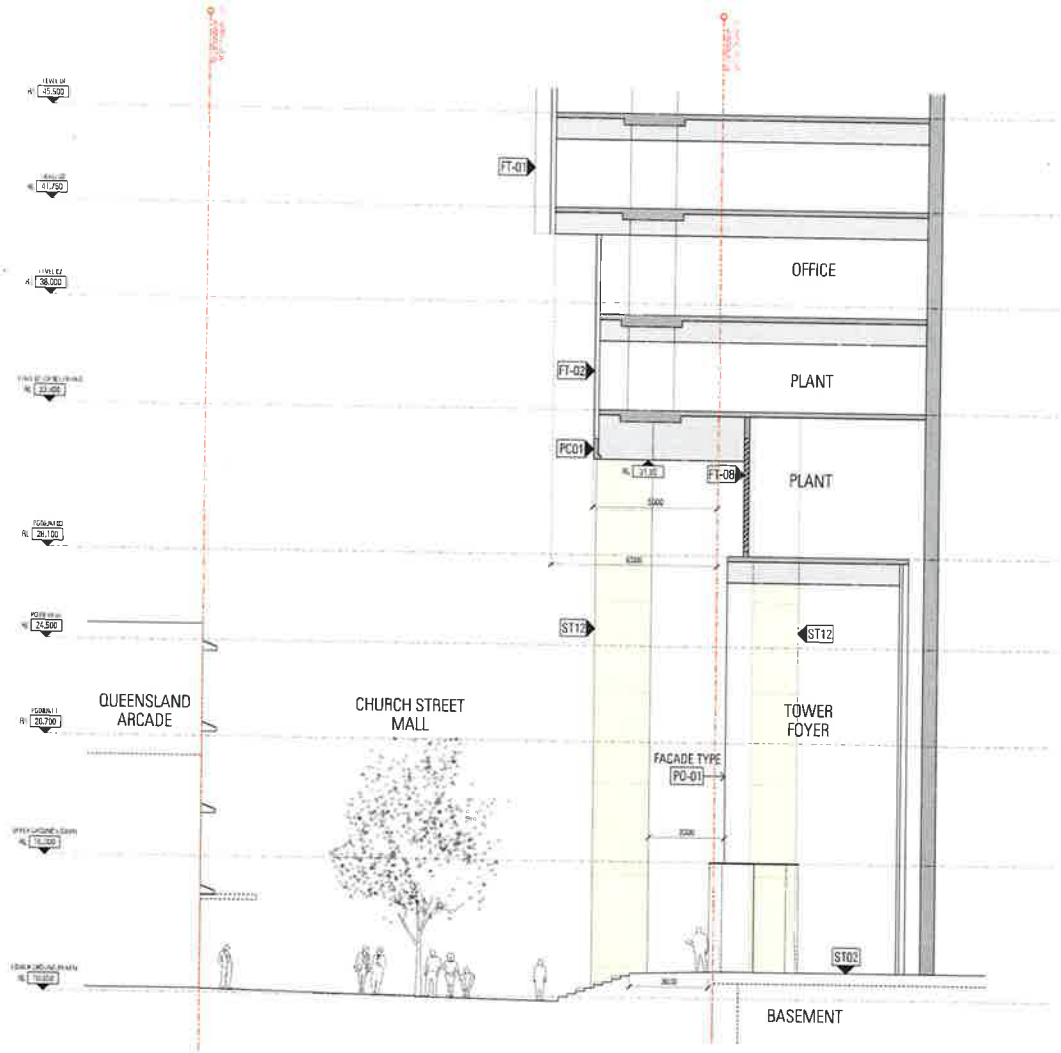

01 CHURCH ST LOOKING NORTH

PC01	PRECAST CONCRETE - OFF-WHITE
ST02	BLACK GRANITE - EXFOLIATED
ST12	SANDSTONE - HONED
PO-01	HIGH VLT PERFORMANCE GLASS, BRONZE (MATT) POWDERCOATED ALUMINIUM FINS
FT-01	HIGH VLT PERFORMANCE GLASS, BRONZE (MATT) POWDERCOATED ALUMINIUM FINS
FT-02	HIGH VLT PERFORMANCE GLASS
FT-08	FACADE LOUVRE SCREEN

DEVELOPMENT APPLICATION

JPW
JOHNSON PILTON WALKER

5 & 8 PARRAMATTA SQUARE

EAST-WEST SECTION
CHURCH STREET

DA-A-6-4430

04

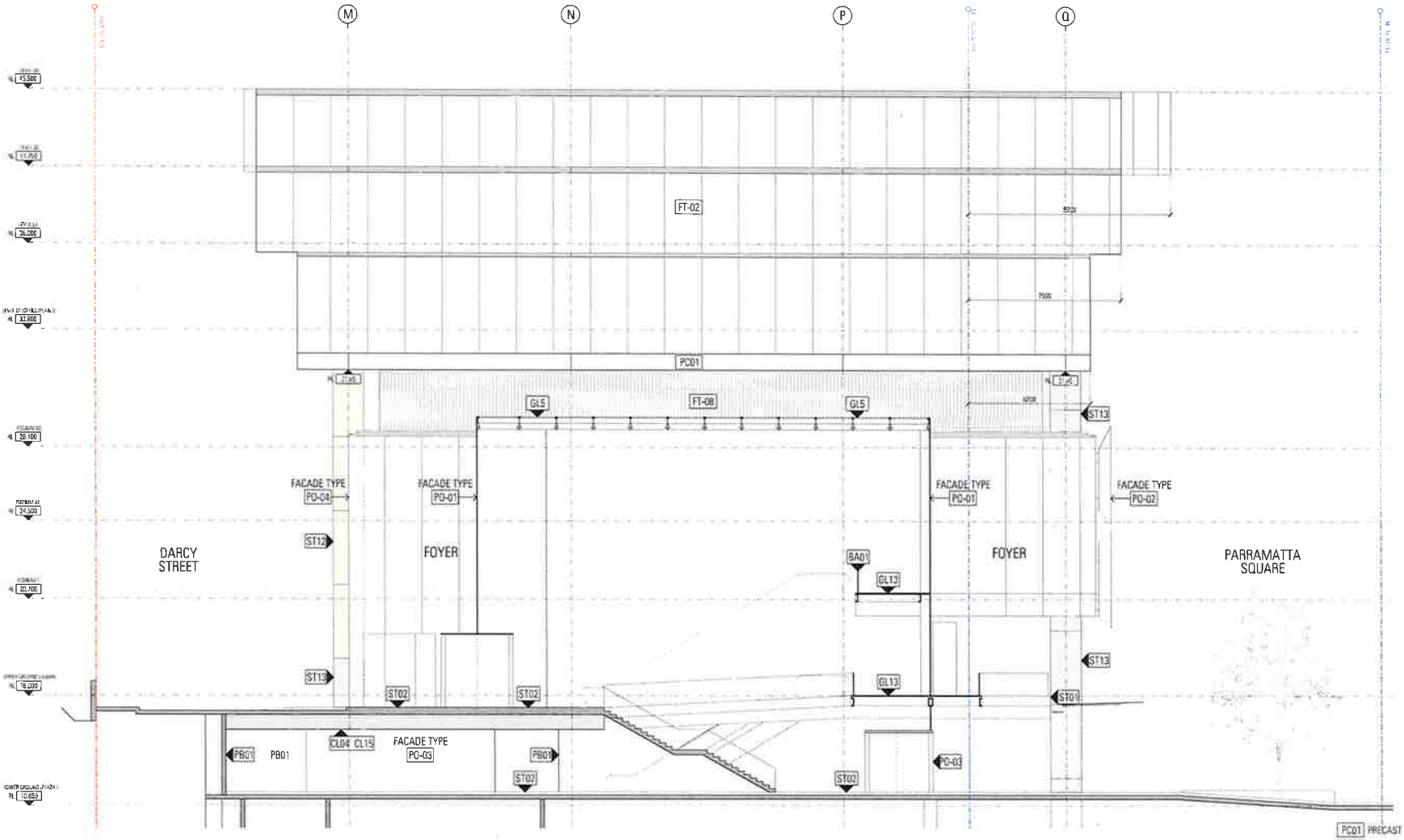

01 PODIUM ELEVATION LOOKING WEST
SCALE 1:100

BA01	FRAMELESS OPEN JOINT GLASS BALUSTRADE, LINISHED SS HANDRAIL, PATCH FIT
GL05	HIGH VLT PERFORMANCE GLASS ROOF
GL13	GLASS BRIDGE
ST01	BLACK GRANITE - SANDBLASTED
ST02	BLACK GRANITE - EXFOLIATED
ST13	BLACK GRANITE - EXFOLIATED
PC01	PRECAST CONCRETE - OFF-WHITE
PO-01	HIGH VLT PERFORMANCE GLASS, BRONZE (MATT) POWDERCOATED ALUMINIUM FINS
PO-02	BRONZE (MATT) POWDERCOAT FINISH, ALUMINIUM FACADE SCREEN
PO-03	HIGH VLT PERFORMANCE GLASS
PO-04	HIGH VLT PERFORMANCE GLASS, EXPRESSED BRONZE (MATT) POWDERCOATED ALUMINIUM FINS
PB-01	PLASTERBOARD
FT-08	FACADE LOUVRE SCREEN

DEVELOPMENT APPLICATION

1:100 @ A1, 1:200 @ A3

JPW
JOHNSON PILTON WALKER

Project title
5 & 8 PARRAMATTA SQUARE

Client
walker

Drawing title
PODIUM ELEVATION
EAST

Drawing Number
DA-A-5-4435

Revision
04

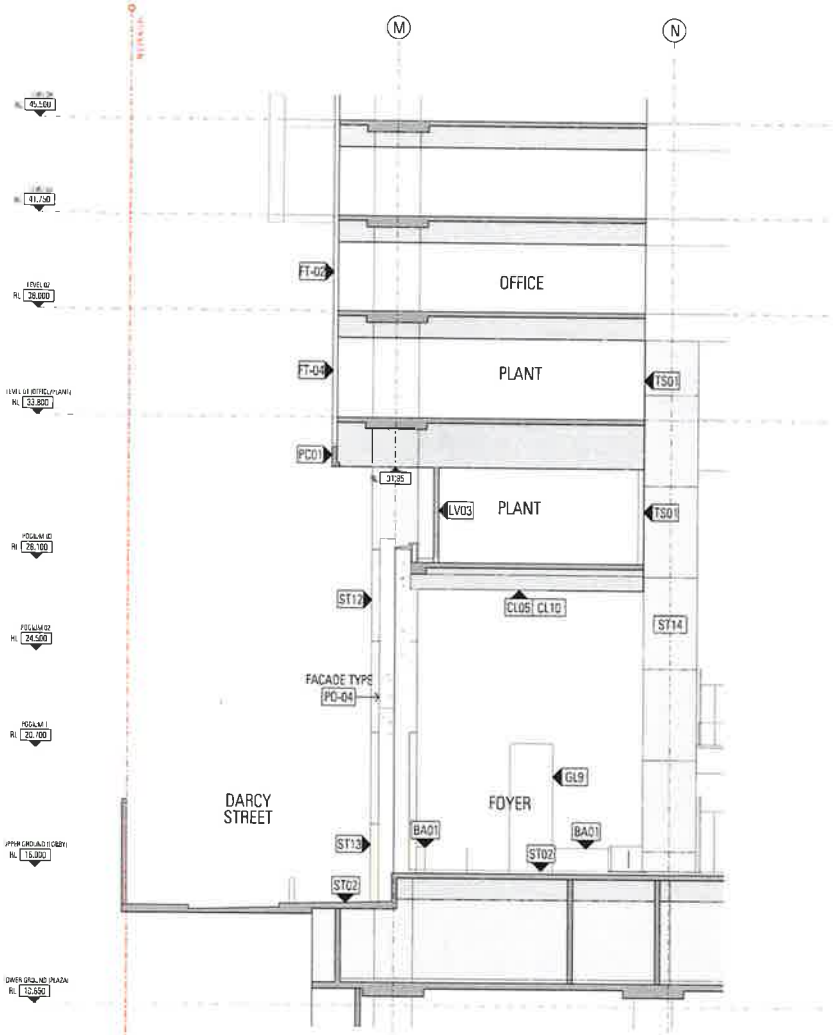

D1 DARCY ST LOOKING WEST

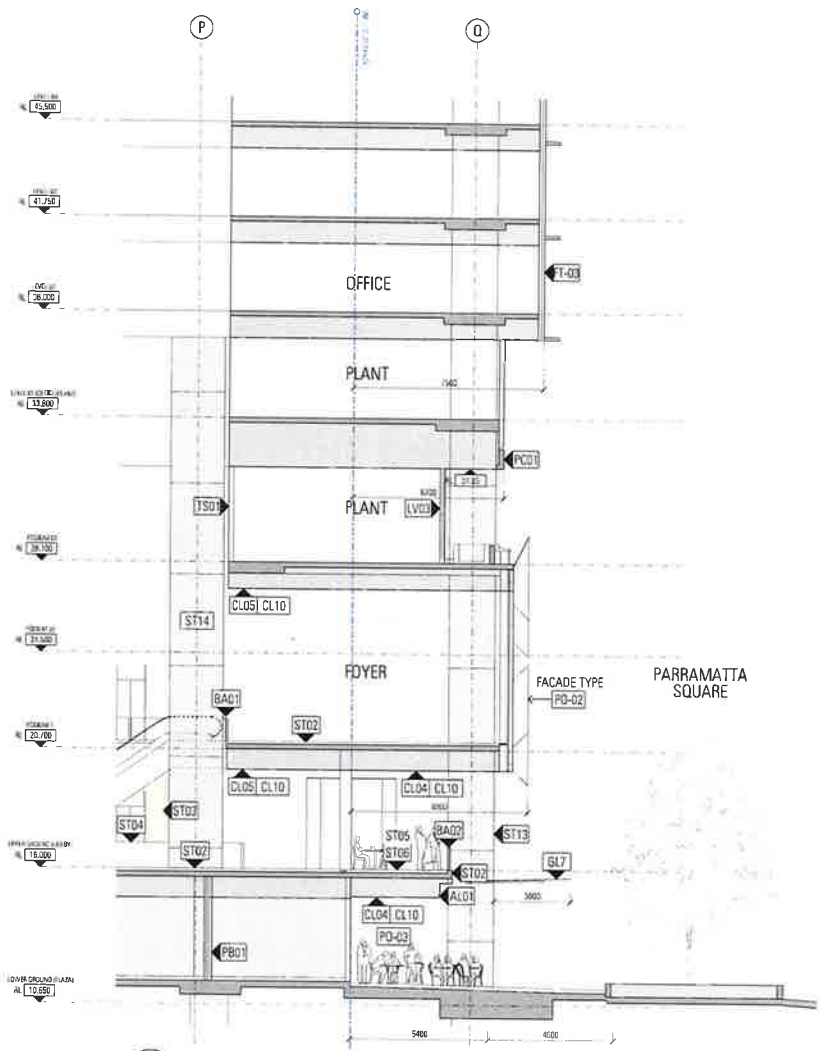

02 PARRAMATTA SQUARE LOOKING WEST

LV03	ALUMINIUM LOUVRE SCREEN
BA01	FRAMELESS OPEN JOINT GLASS BALUSTRADE, UNISHED SS HANDRAIL, PATCH FIT
FT-02	HIGH VLT PERFORMANCE GLASS
PO-02	BRONZE (MATT) POWDERCOAT FINISH, ALUMINIUM FACADE SCREEN
GL7	GLASS AWNING
ST03	TRAVERTINE
FT-03	HIGH VLT PERFORMANCE GLASS, HORIZONTAL ALUMINIUM BLADES
ST05	LICYCON MARBLE
ST06	BLACK GRANITE - EXFOLIATED
AL01	POWDERCOATED ALUMINIUM
CL04	FC BOARD CEILING
FT-04	FACADE LOUVRE SCREEN
ST01	BLACK GRANITE - SANDBLASTED
ST02	BLACK GRANITE - EXFOLIATED
ST13	BLACK GRANITE - EXFOLIATED
ST14	BLACK GRANITE - POLISHED
PC01	PRECAST CONCRETE - OFF-WHITE
PO-03	HIGH VLT PERFORMANCE GLASS
PO-04	HIGH VLT PERFORMANCE GLASS, EXPRESSED BRONZE (MATT) POWDERCOATED ALUMINIUM FINS
PB-01	PLASTERBOARD
TS-01	TIMBER SCREEN
CL05	PLASTERBOARD CEILING
CL10	BLACK ALUMINIUM TROUGH INSERT

DEVELOPMENT APPLICATION

Architect
JPW
JOHNSON PILTON WALKER

Project Title
S & B PARRAMATTA SQUARE

Client
walker

Drawing Title
NORTH-SOUTH SECTION
64-63 GRID

Drawing Number
DA-A-5-4436

Revision
04

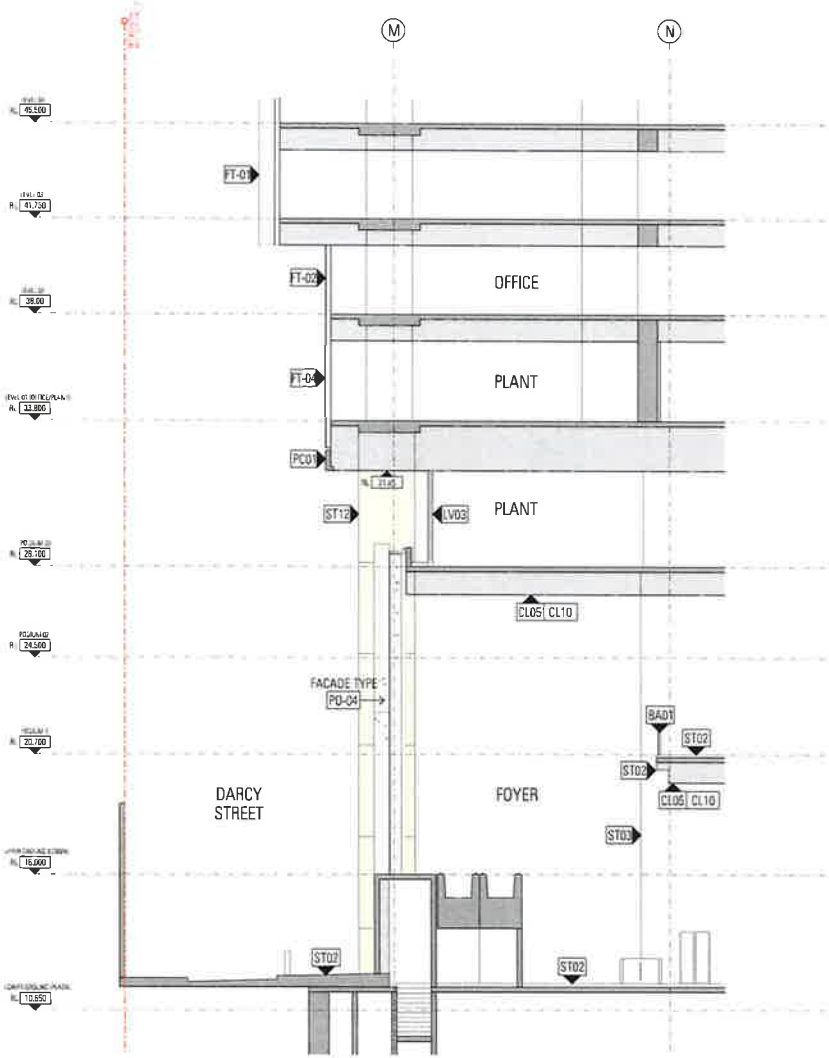

01 DARCY ST LOOKING WEST
SCALE 1:100

PC01	PRECAST CONCRETE - OFF-WHITE
LV03	ALUMINIUM LOUVRE SCREEN
BA01	FRAMELESS OPEN JOINT GLASS BALUSTRADE, LINISHED SS HANDRAIL, PATCH FIT
ST03	TRAVERTINE
FT-03	HIGH VLT PERFORMANCE GLASS, HORIZONTAL ALUMINIUM BLADES
ST05	LICYCON MARBLE
ST06	BLACK GRANITE - EXFOLIATED
FT-04	FACADE LOUVRE SCREEN
ST01	BLACK GRANITE - SANDBLASTED
ST02	BLACK GRANITE - EXFOLIATED
ST12	SANDSTONE - HONED
ST14	BLACK GRANITE - POLISHED
FT-02	HIGH VLT PERFORMANCE GLASS
PO-04	HIGH VLT PERFORMANCE GLASS, EXPRESSED BRONZE (MATTI POWDERCOATED ALUMINIUM FINS
CL05	PLASTERBOARD CEILING
CL10	BLACK ALUMINIUM TROUGH INSERT

DEVELOPMENT APPLICATION

Rev	Date	Description
01	MH WA	Development Application
02	MH WA	Development Application
03	MH WA	Development Application
04	MH WA	Development Application

Key Plan

Key Section

Architect
JPW
JOHNSON PILTON WALKER

Project Title
6 & 8 PARRAMATTA SQUARE

Client
walker

Drawing Title
NORTH-SOUTH SECTION
67-66 GRID

Drawing Number
DA-A-6-4437

Revision
04

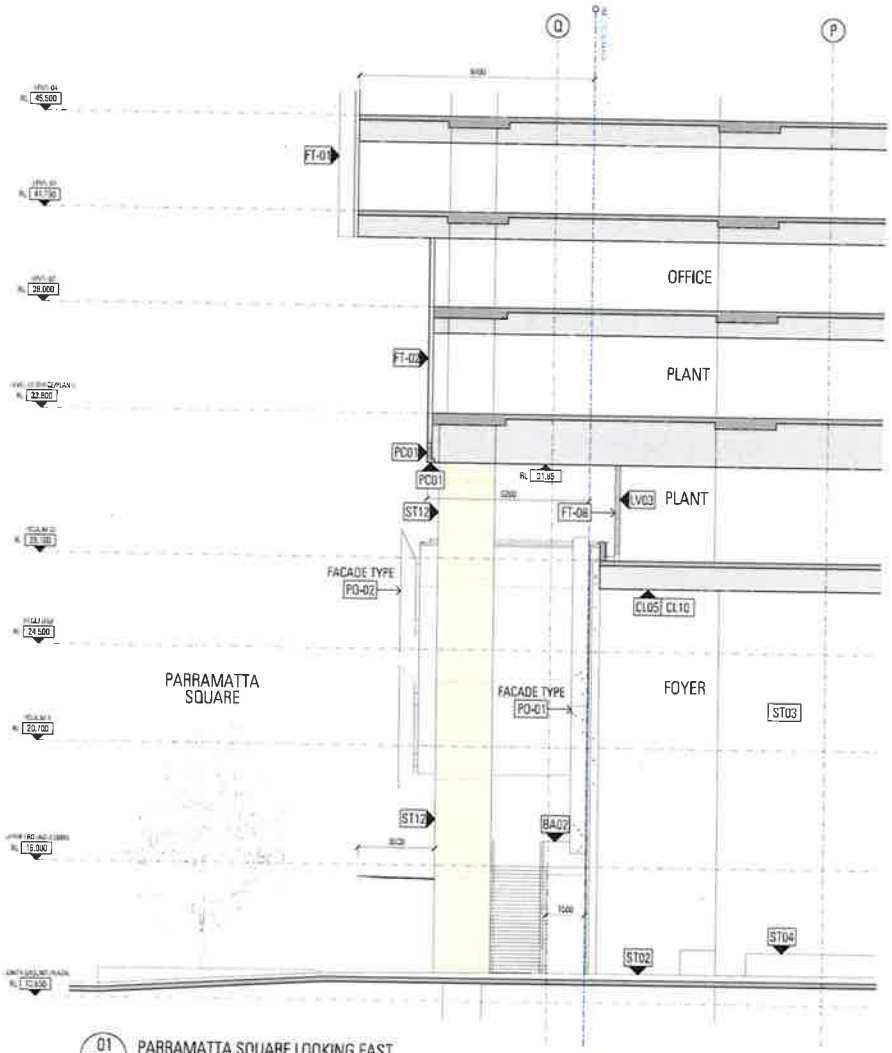

01 PARRAMATTA SQUARE LOOKING EAST

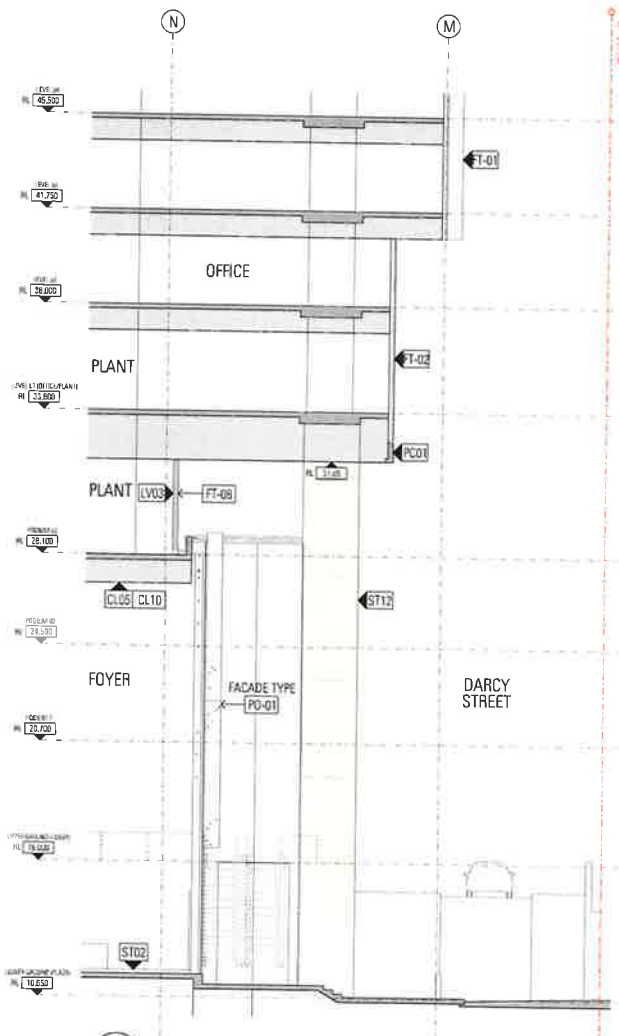

02 DARCY ST LOOKING EAST

FT-01 HIGH VLT PERFORMANCE GLASS, BRONZE (MATT) POWDERCOATED ALUMINIUM FINS
PO-01 HIGH VLT PERFORMANCE GLASS, BRONZE (MATT) POWDERCOATED ALUMINIUM FINS
ST04 TRAVERTINE
LV03 ALUMINIUM LOUVRE SCREEN
BA02 FRAMELESS OPEN JOINT GLASS BALUSTRADE, SS FLAT PAIRED BALUSTRADE POST
FT-02 HIGH VLT PERFORMANCE GLASS
PO-02 BRONZE (MATT) POWDERCOAT FINISH, ALUMINIUM FACADE SCREEN
GL7 GLASS AWNING
ST03 TRAVERTINE
FT-03 HIGH VLT PERFORMANCE GLASS, HORIZONTAL ALUMINIUM BLADES
ST05 LICYCON MARBLE
ST06 BLACK GRANITE - EXFOLIATED
CL04 FC BOARD CEILING
FT-04 FACADE LOUVRE SCREEN
ST01 BLACK GRANITE - SANDBLASTED
ST02 BLACK GRANITE - EXFOLIATED
ST12 SANDSTONE - HONED
ST14 BLACK GRANITE - POLISHED
PC01 PRECAST CONCRETE - OFF-WHITE
FT-08 FACADE LOUVRE SCREEN
PO-04 HIGH VLT PERFORMANCE GLASS, EXPRESSED BRONZE (MATT) POWDERCOATED ALUMINIUM FINS
TS-01 TIMBER SCREEN
CL05 PLASTERBOARD CEILING
CL10 BLACK ALUMINIUM TROUGH INSERT

DEVELOPMENT APPLICATION

Rev	Apr	Date	Description
01	MH	WA	Development Application
02	MH	WA	Development Application
03	MH	WA	Development Application
04	MH	WA	Development Application

Key Plan

Key Section

JPW
JOHNSON PILTON WALKER

6 & 8 PARRAMATTA SQUARE

Walker Corporation
Level 27 Governor Macquarie Tower
1 Farrer Place, SYDNEY NSW 2000 Australia

Drawing title
NORTH-SOUTH SECTION
70-59 GRID

DA-A-6-4439

04

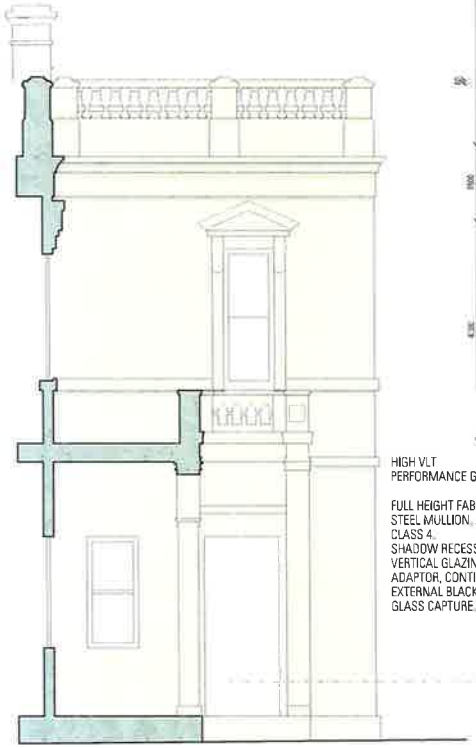

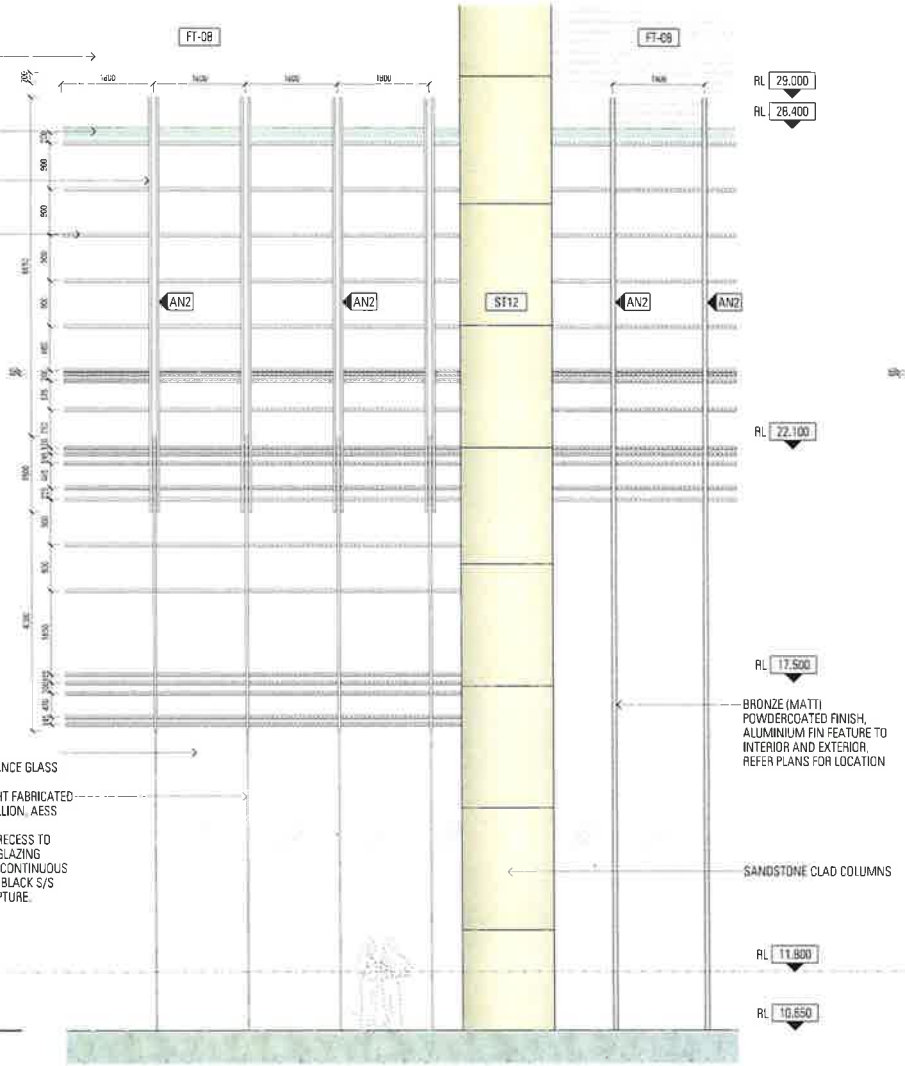



01 PARRAMATTA TOWN HALL SECTION
SCALE 1:50

01 PODIUM LOBBY ELEVATION
SCALE 1:50

02 PODIUM LOBBY SECTION
SCALE 1:50

03 PODIUM LOBBY SECTION
SCALE 1:50

DEVELOPMENT APPLICATION

Rev	Date	Description
02	[illegible]	Development Application
03	[illegible]	Development Application
04	[illegible]	Development Application

Consultants: Structural Engineer; Civil / Hydraulic Engineer; LED Consultant / Facade Consultant; Traffic Engineer; Fire Engineer; Vertical Transport Consultant; Electrical Engineer; Acoustic Consultants; Heritage Consultant

Key Plan

Scale / Note Point

Architect: JPW JOHNSON PILTON WALKER

Project Title: 6 & 8 PARRAMATTA SQUARE

Client: walker

Drawing Title: FACADE DETAIL PODIUM SCREEN 01

Drawing Number: CA-A-S-4448

Revision: 04



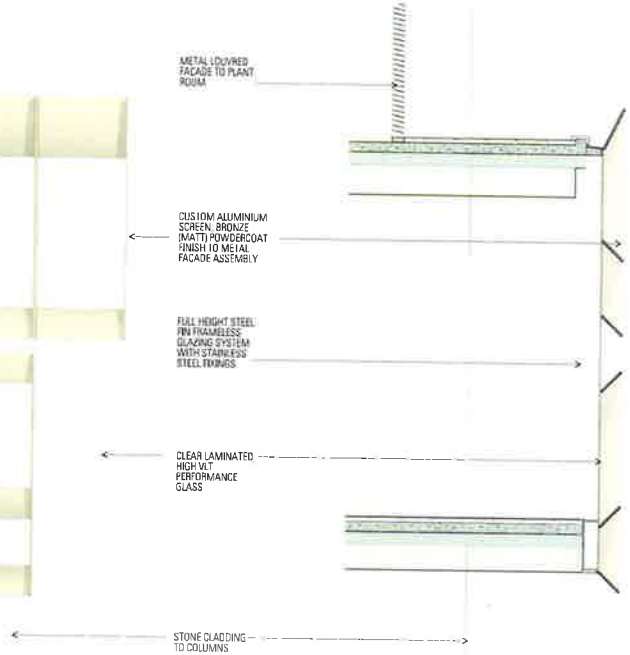

01 PODIUM LOBBY ELEVATION
SCALE 1:50

02 PODIUM LOBBY SECTION
SCALE 1:50

03 PODIUM LOBBY 3D PERSPECTIVE
SCALE 1:50

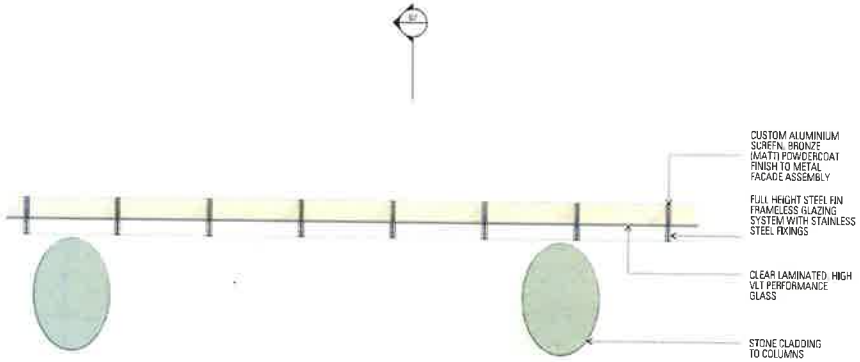

04 PODIUM LOBBY PLAN
SCALE 1:50

DEVELOPMENT APPLICATION

JPW
JOHNSON PILTON WALKER

Project Title
6 & 8 PARRAMATTA SQUARE

Client
walker

Drawing Title
FACADE DETAIL
PODIUM SCREEN 02

Drawing Number
DA-A-5-4450

Revision
04

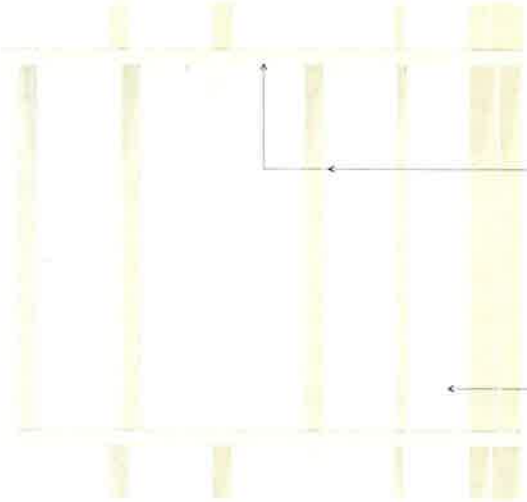

01 TOWER TYPE 01 ELEVATION
SCALE 1:50

02 TOWER TYPE 01 SECTION
SCALE 1:50

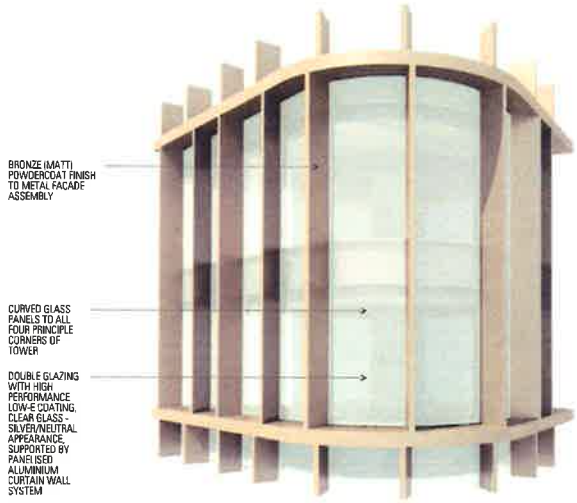

03 TOWER TYPE 01 3D PERSPECTIVE
SCALE 1:50

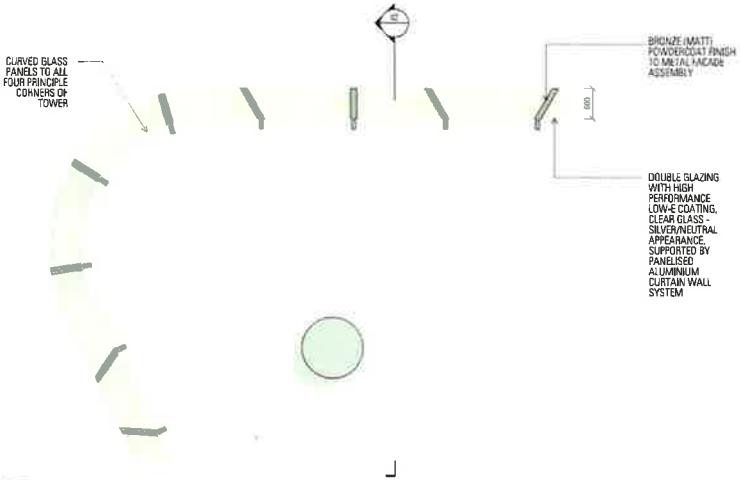

04 TOWER TYPE 01 PLAN
SCALE 1:50

DEVELOPMENT APPLICATION

Rev	Date	Description
01	MH	Development Application
02	MH	Development Application
03	MH	Development Application
04	MH	Development Application

Architect
JPW
JOHNSON PILTON WALKER

Project Title
6 & 8 PARRAMATTA SQUARE

Client
Walker Corporation
Level 21 Governor Macquarie Tower
1 Farrer Place SYDNEY NSW 2000 Australia
Telephone +61 (0)2 9272 9600
Facsimile +61 (0)2 9272 7400

Drawing Title
FACADE DETAIL
TOWER FACADE TYPE 01

Drawing Number
DA-A-6-4460

Revision
04



01 TOWER TYPE 02 ELEVATION
SCALE 1:50

02 TOWER TYPE 02 SECTION
SCALE 1:50

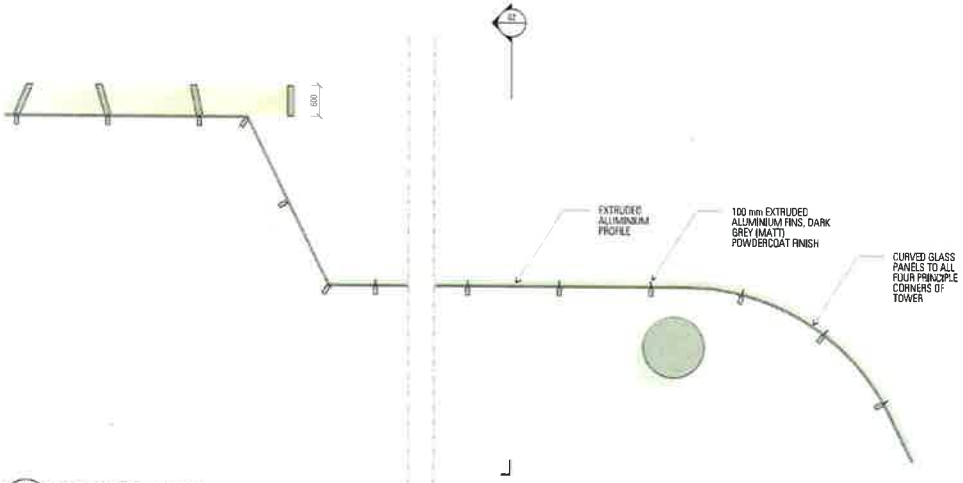

03 TOWER TYPE 02 PLAN
SCALE 1:50

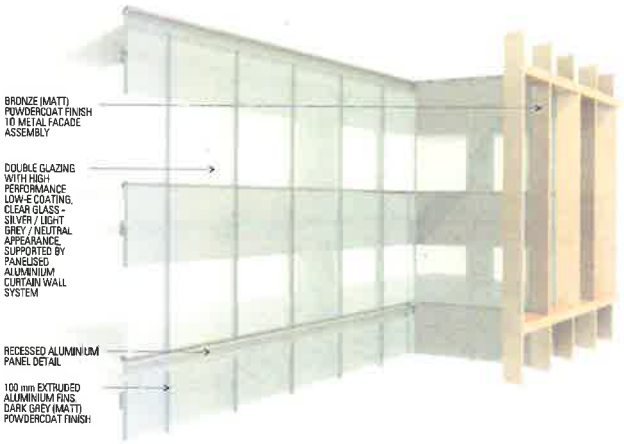

04 TOWER TYPE 02 3D PERSPECTIVE
SCALE 1:50

DEVELOPMENT APPLICATION

Rev	Date	Description
01	MH	VA	Development Application
02	MH	VA	Development Application
03	MH	VA	Development Application
04	MH	VA	Development Application

Key Section

Architect
JPW
JOHNSON PILTON WALKER

Project Title
6 & 8 PARRAMATTA SQUARE

Client
walker
Walker Corporation
level 31 Governor Macquarie Tower
1 Farrer Place SYDNEY NSW 2000 Australia
Telephone +61 (0)73 3608
Facsimile +61 (0)73 7450

Drawing Title
FACADE DETAIL
TOWER FACADE TYPE 02

Drawing Number
DA-A-G-1461

Revision
04



01 CAMPUS TYPE 03 ELEVATION

02 CAMPUS TYPE 03 SECTION

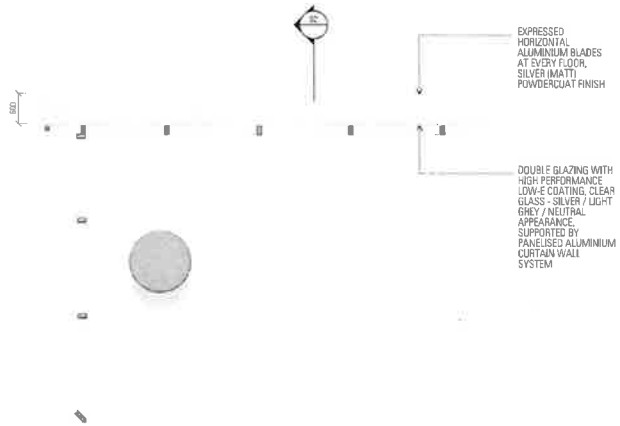

04 CAMPUS TYPE 03 PLAN

DEVELOPMENT APPLICATION

Rev	Date	Drn	Description
04		MH	Preliminary Issue for Bass
03		MH	Development Application
02		MH	Development Application
01		MH	Development Application
00		MH	Development Application

Key Section

Architect
JPW
JOHNSON PILTON WALKER

Project Title
6 & 8 PARRAMATTA SQUARE

Client
Walker Corporation
Level 41 Governor Macquarie Tower
1 Farrer Place SYDNEY NSW 2000 Australia
Telephone +61 (0)2 9300
Facsimile +61 (0)2 9300

Drawing Title
FACADE DETAIL
CAMPUS FACADE TYPE 03

Drawing Number
DA-A-6-4470

Revision
04

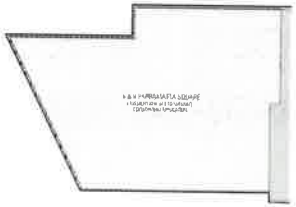

B4

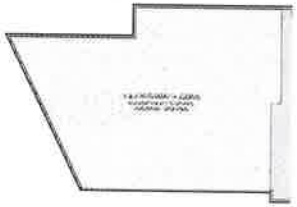

B2-3

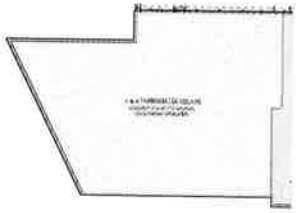

B1

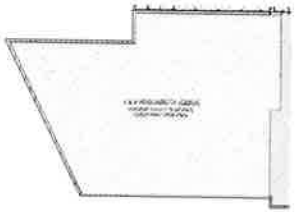

B1 MEZ

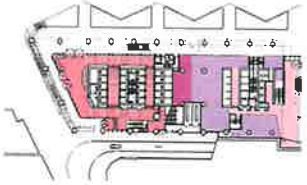

LOWER GROUND (PLAZA)

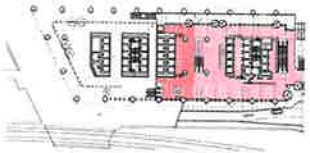

UPPER GROUND (LOBBY)

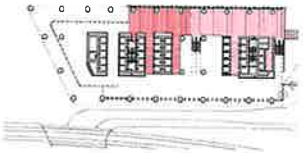

PODIUM 1

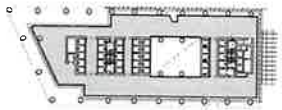

PODIUM 3

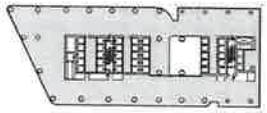

LEVEL 1



LEVEL 2

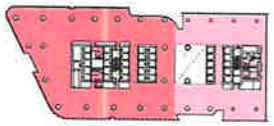

LEVEL 3-5

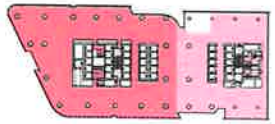

LEVEL 6-12

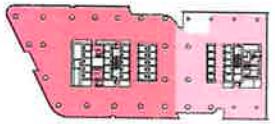

LEVEL 13-14

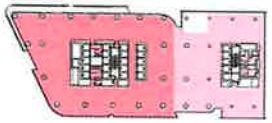

LEVEL 15-16

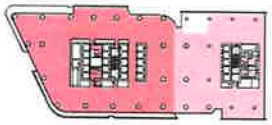

LEVEL 17-18

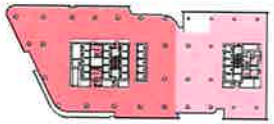

LEVEL 19-20

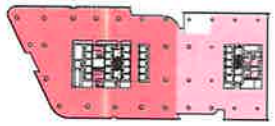

LEVEL 21-25

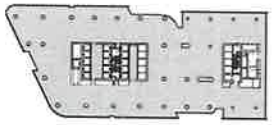

LEVEL 26-27

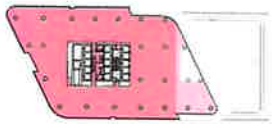

LEVEL 28-35

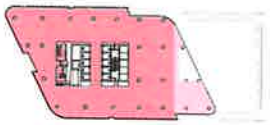

LEVEL 36-38

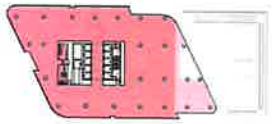

LEVEL 39-49

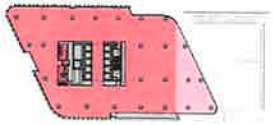

LEVEL 50

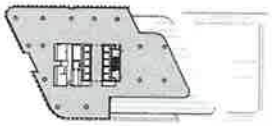

LEVEL 51

LEVEL 52

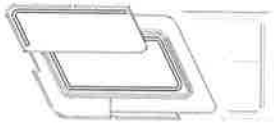

ROOF

DEVELOPMENT APPLICATION

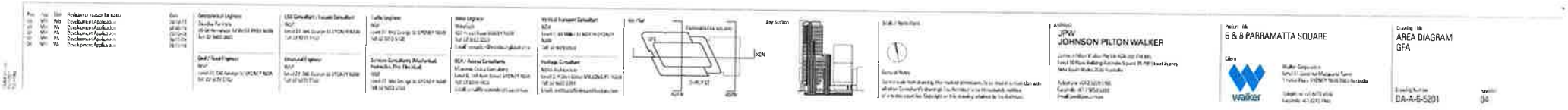

6 & 8 Parramatta Square
AREA SCHEDULE

DEVELOPMENT APPLICATION REVISION 04
26/11/2018

	FLOOR	USE	PLANT	GFA		
				AREA 3	NON AREA 3	TOTAL
	Roof					
	Level 52	Plant	1117			
	Level 51	Plant	1774			
	Level 50	Function/Office		2,048	312	2,360
	Level 49	Office		2,099	235	2,334
	Level 48	Office		2,099	235	2,334
	Level 47	Office		2,099	235	2,334
	Level 46	Office		2,099	235	2,334
	Level 45	Office		2,099	235	2,334
	Level 44	Office		2,099	235	2,334
	Level 43	Office		2,099	235	2,334
TOWER	Level 42	Office		2,099	235	2,334
	Level 41	Office		2,099	235	2,334
	Level 40	Office		2,099	235	2,334
	Level 39	Office		2,099	235	2,334
	Level 38	Office		2,017	235	2,252
	Level 37	Office		2,062	235	2,297
	Level 36	Office		2,062	235	2,297
	Level 35	Office		2,060	235	2,295
	Level 34	Office		2,060	235	2,295
	Level 33	Office		2,060	235	2,295
	Level 32	Office		2,060	235	2,295
	Level 31	Office		2,060	235	2,295
	Level 30	Office		2,060	235	2,295
	Level 29	Office		2,060	235	2,295
	Level 28	Office	198	2,060	314	2,374
	Level 26M	Void over Plant	1447			0
	Level 26	Plant	3287			0
	TOWER TOTAL		7823	**47,758**	**5,561**	**53,319**
	Level 25	Office		1,988	1,149	3,137
	Level 24	Office		1,988	1,149	3,137
	Level 23	Office		1,988	1,149	3,137
	Level 22	Office		1,988	1,149	3,137
	Level 21	Office		1,988	1,149	3,137
	Level 20	Terrace		1,909	1,149	3,058
	Level 19	Terrace		1,909	1,149	3,058
	Level 18	Terrace		1,757	1,147	2,904
	Level 17	Terrace		1,757	1,147	2,904
	Level 16	Terrace		1,824	1,150	2,974
CAMPUS	Level 15	Terrace		1,728	1,042	2,770
	Level 14	Office		1,937	1,096	3,033
	Level 13	Office		1,937	1,096	3,033
	Level 12	Office		1,937	1,096	3,033
	Level 11	Office		1,937	1,096	3,033
	Level 10	Office		1,937	1,096	3,033
	Level 9	Office		1,937	1,096	3,033
	Level 8	Office		1,937	1,096	3,033
	Level 7	Office		1,937	1,096	3,033
	Level 6	Office		1,937	1,175	3,112
	Level 5	Office		1,937	988	2,925
	Level 4	Office		1,937	988	2,925
	Level 3	Office		1,937	988	2,926
	Level 2	Office		1,650	986	2,636
	Level 1	Plant	2544	0	0	0
	CAMPUS TOTAL		2544	**45,718**	**26,422**	**72,140**
WORKPLACE TOTALS			10367	**92,476**	**31,983**	**125,459**
	P3	Plant	1500			
	P2	Void				
	P1	Sky Lobby		351	503	854
	UG	Lobby		298	872	1,170
	UG	Retail		0	24	24
	LG	Lobby		608	336	1,034
	LG	Retail		126	600	726
	PODIUM TOTAL		1500	**1,473**	**2,335**	**3,808**
	B1 M	EOT				
	B1	LOADING				
	B2	PARKING				
	B3	PARKING				
	B4	PARKING				
	BASEMENT TOTAL					
BUILDING TOTALS			11867	**94,949**	**34,318**	**129,267**

Gross Floor Area (GFA)

gross floor area means the sum of the floor area of each floor of a building measured from the external face of external walls, or from the internal face of walls separating the building from any other building, measured at a height of 1.4 metres above the floor, and includes:

(a) the area of a mezzanine, and
(b) habitable rooms in a basement or an attic, and
(c) any shop, auditorium, cinema, and the like, in a basement or attic

but excludes

(d) any area for common vertical circulation, such as lifts and stairs, and
(e) any basement:
(i) storage, and
(ii) vehicular access, loading areas, garbage and services, and
(f) plant rooms, lift towers and other areas used exclusively for mechanical services or ducting, and
(g) car parking to meet any requirements of the consent authority (including access to that car parking), and
(h) any space used for the loading or unloading of goods (including access to it), and
(i) terraces and balconies with outer walls less than 1.4 metres high, and
(j) voids above a floor at the level of a storey or storey above.

DEVELOPMENT APPLICATION

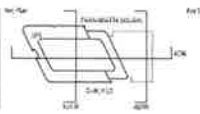

JPW
JOHNSON PILTON WALKER

Project Title
6 & 8 PARRAMATTA SQUARE

Client
walker
Walker Corporation
Level 21 Concrete Marquette Tower
1 Farrer Place SYDNEY NSW 2000 Australia

Drawing Title
AREA SCHEDULE
6 & 8 PARRAMATTA SQUARE

Drawing Number
DA-A-6-5205

Revision
04

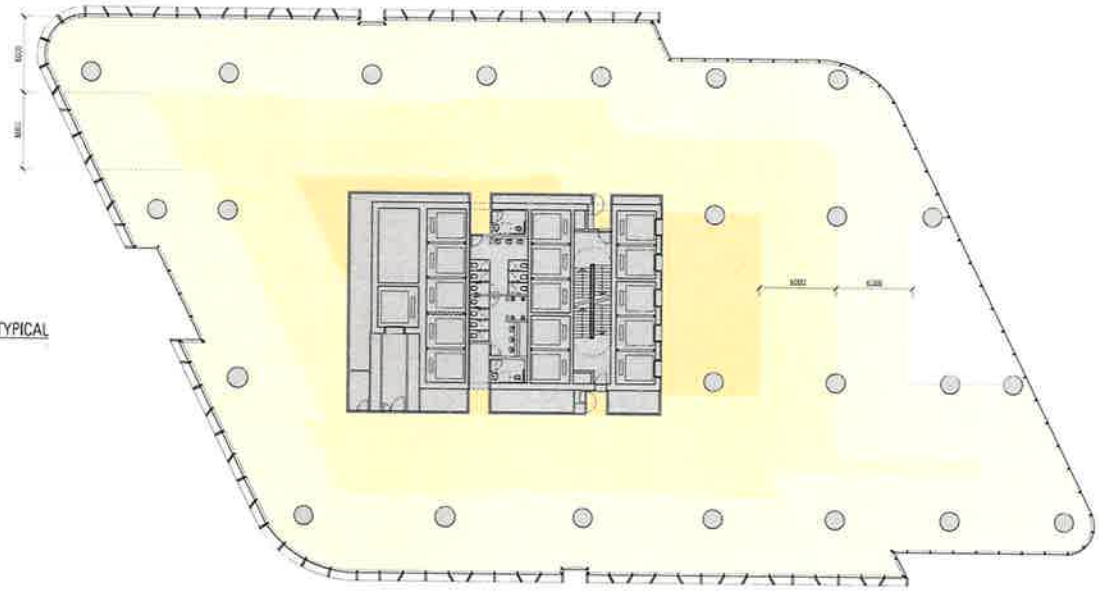

01 TOWER LOW RISE - TYPICAL

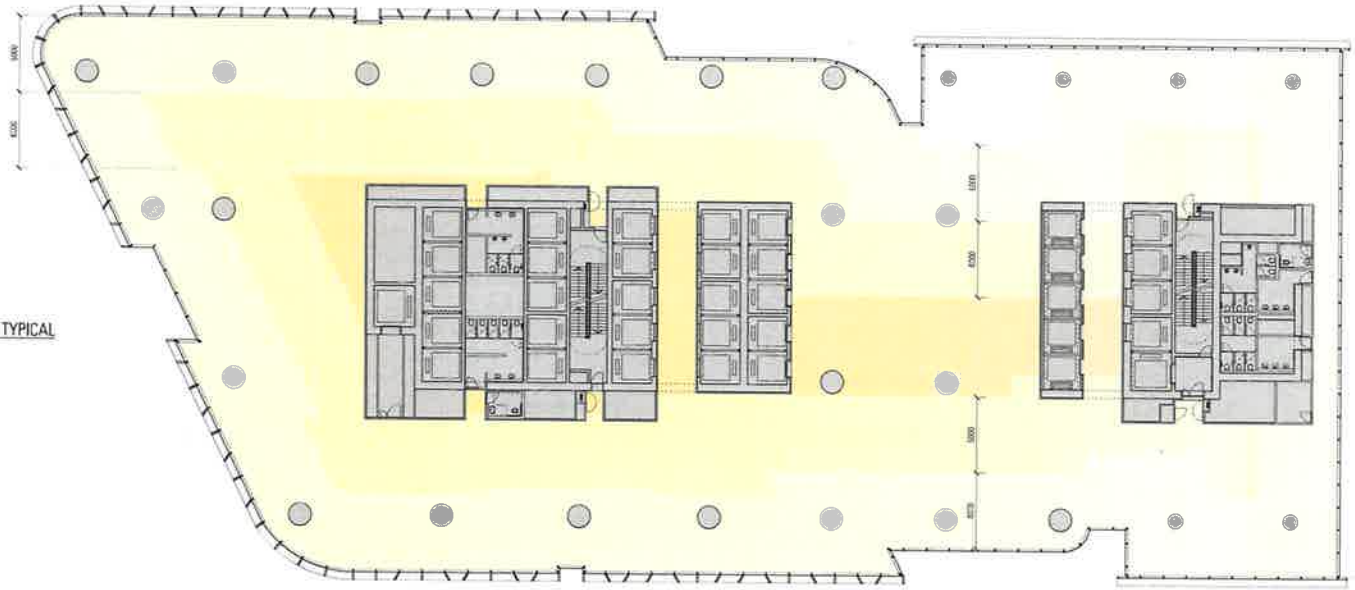

02 CAMPUS LOW RISE - TYPICAL

DEVELOPMENT APPLICATION

Rev	For	Dat	Revision / reason for issue
04	MH	WA	Development Application
03	MH	WA	Development Application

Date
20-11-18
20-11-18

Geotechnical Engineer
Douglas Partners
Level 1, 96 Mount Kuring-Gai Road, PYMBLE NSW
Tel 02 9496 7700

Civil / Flood Engineer
WSP
Level 27, 680 George St SYDNEY NSW
Tel 02 9240 5700

ESD Consultant / Facade Consultant
WSP
Level 27, 680 George St SYDNEY NSW
Tel 02 9240 5700

Structural Engineer
WSP
Level 27, 680 George St SYDNEY NSW
Tel 02 9240 5700

Traffic Engineer
WSP
Level 27, 680 George St SYDNEY NSW
Tel 02 9240 5700

Services Consultants Mechanical, Hydraulics, Fire, Electrical
WSP
Level 27, 680 George St SYDNEY NSW
Tel 02 9240 5700

Wind Engineer
Windtech
427 Kent Road, ROZELLE NSW
Tel 02 9810 2555
E-mail: info@windtech-global.com

BCA / Access Consultants
Morris-Goding Group
Level 2, 123 Pitt Street SYDNEY NSW
Tel 02 9221 2033
E-mail: info@mgg.com.au

Vertical Transport Consultant
ACE
Level 1, 20 Wallis St NORTH SYDNEY NSW
Tel 02 9922 2233
E-mail: sydney@ace-vt.com.au

Portage Consultant
Robert Bell Group
Level 2, 1-5 Hunter Street WYNDYHAM PL SYDNEY NSW
Tel 02 9232 2500
E-mail: info@robertbellgroup.com

Key Plan

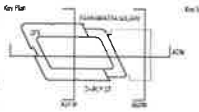

Key Section

Scale / Sheet Size
1:200 @ A1 1:400 @ A3

Notes
WSP STANDARD
JOHNSON PILTON WALKER

Cover of Notes
Do not scale from drawing. Use marked dimensions. Report errors / omissions and other Consultant's drawings. Any discrepancy to be reported to architect of the relevant Consultant's drawings. Any discrepancy to be reported to architect. Copyright of this drawing shall be the property of the Architect.

Author
JPW
JOHNSON PILTON WALKER
Johnson Pilton Walker Pty Ltd ACN 003 270 553
Level 13 Plaza Building Australia Square 95 Pitt Street Sydney
New South Wales 2000 Australia
Telephone +61 2 9230 2000
Facsimile +61 2 9230 2020
Email jpw@jpw.com.com

Project Title
6 & 8 PARRAMATTA SQUARE

Client
walker
Walker Corporation
Level 27 Governor Macquarie Tower
1 Farrer Place SYDNEY NSW 2000 Australia
Telephone +61 2 9272 6000
Facsimile +61 2 9272 7000

Drawing Title
DAYLIGHT PENETRATION DIAGRAMS

Drawing Number
DA-A-G-7000

Revision
04

Checked by
Approved by
Plotted

6&8 Parramatta Square (DA/47/2018)

Tower Facade Shading Studies

Northern Facade Perspective
21 December

10:00am

11:00am

12:00pm



1:00pm

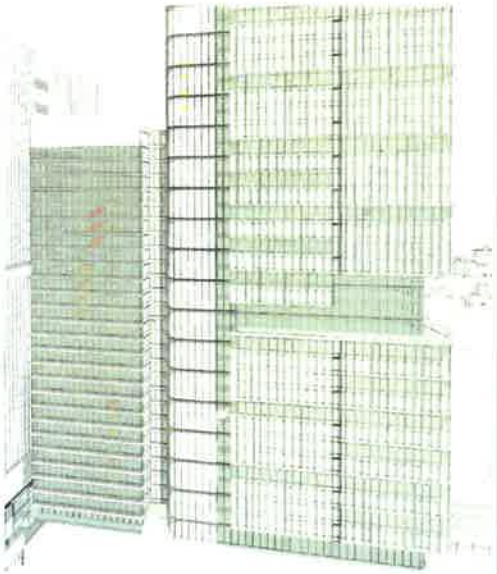

1:30pm



2:00pm

3:00pm



4:00pm

DEVELOPMENT APPLICATION

JPW
JOHNSON PILTON WALKER

6 & 8 PARRAMATTA SQUARE

TOWER FACADE SHADING STUDIES

DA-A-6-7500

04

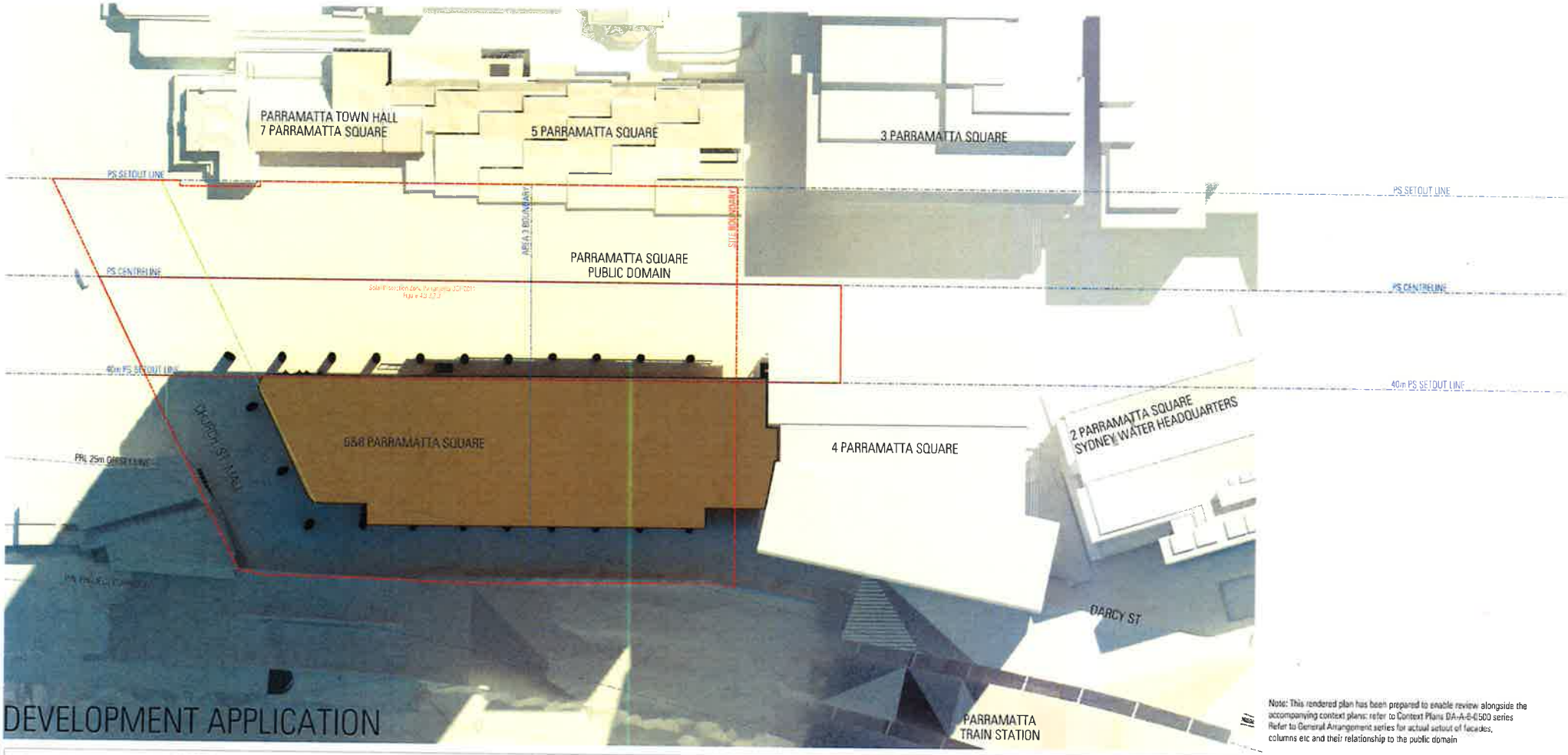

Note: This rendered plan has been prepared to enable review alongside the accompanying context plans: refer to Context Plans DA-A-6-0500 series
Refer to General Arrangement series for actual setout of facades, columns etc and their relationship to the public domain

Key Plan

Key Section

JOHNSON PILTON WALKER

Project Title
6 & 8 PARRAMATTA SQUARE

Client
walker

Drawing Title
PODIUM SHADOW STUDIES
DECEMBER 22 - 12:00PM

Drawing Number
DA-A-6-7550

Revision
04

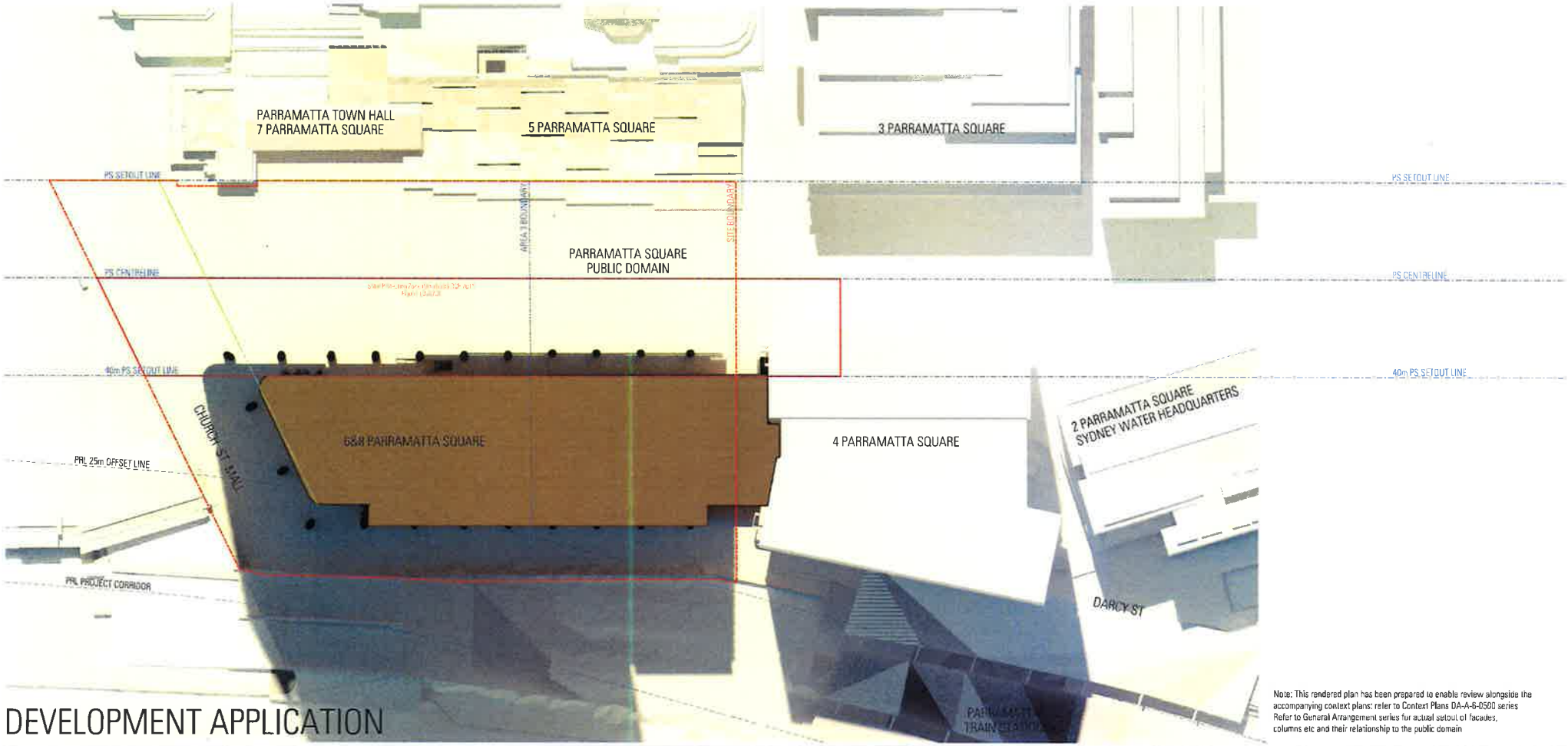

DEVELOPMENT APPLICATION

Note: This rendered plan has been prepared to enable review alongside the accompanying context plans: refer to Context Plans DA-A-6-0500 series
Refer to General Arrangement series for actual setout of facades, columns etc and their relationship to the public domain

Key Plan

Key Section

Architect
JPW
JOHNSON PILTON WALKER

Project Title
6 & 8 PARRAMATTA SQUARE

Client
walker

Drawing Title
PODIUM SHADOW STUDIES
DECEMBER 22 - 13:00PM

Drawing Number
DA-A-6-7551

Issue No
04

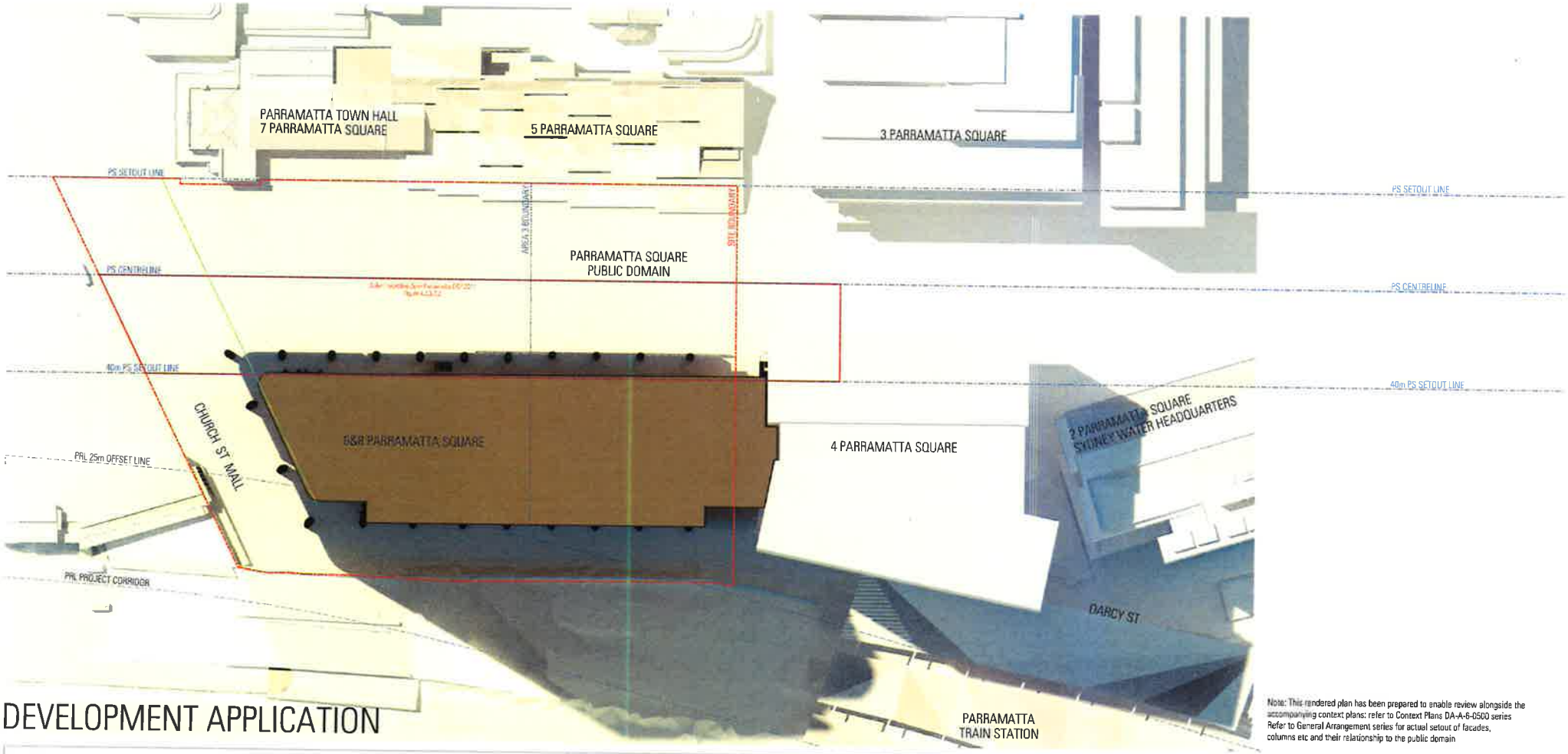

DEVELOPMENT APPLICATION

Note: This rendered plan has been prepared to enable review alongside the accompanying context plans: refer to Context Plans DA-A-6-0500 series
Refer to General Arrangement series for actual setout of facades, columns etc and their relationship to the public domain

Rev | Issue | Date | Description
DA | APP | 06 | Development Application — Date 26-11-22

Geotechnical Engineer: Douglas Partners
Civil / Flood Engineer: WSP
LED Consultant / Facade Consultant: WSP
Structural Engineer: WSP
Traffic Engineer: WSP
Fire Services Consultants (Mechanical, Hydraulic, Fire, Electrical): WSP
Wind Engineer: Windtech
BCA / Access Consultants: BCA Access
Vertical Transport Consultant: ACV
Heritage Consultant: NBRS Architecture

Key Plan — Parramatta Square; Site; ICON; Darcy St; Church St
Key Section

Scale / Paper Size: 1:500 @ A1 / 1:1000 @ A3
Site Boundary
Other Site Boundary
Do not scale from drawing. Use nominated dimensions. Contractor to check all dimensions before commencing work. Report any discrepancies to the Architect. Copyright of this drawing is the property of the Architect.

Architect: JPW
JOHNSON PILTON WALKER
Level 14 Plaza Building, Australia Square, 95 Pitt Street, Sydney, New South Wales 2000, Australia
Telephone +61 2 9251 2000
Facsimile +61 2 9251 2020
Email jpw@jpw.com.au

Project Title: 6 & 8 PARRAMATTA SQUARE
Client: walker
Walker Corporation, Level 27, Governor Macquarie Tower, 1 Farrer Place, SYDNEY NSW 2000 Australia
Telephone +61 2 9253 9000
Facsimile +61 2 9253 9500

Drawing Title: PODIUM SHADOW STUDIES
DECEMBER 22 - 14:00PM
Drawing Number: DA-A-6-7552
Revision: 04

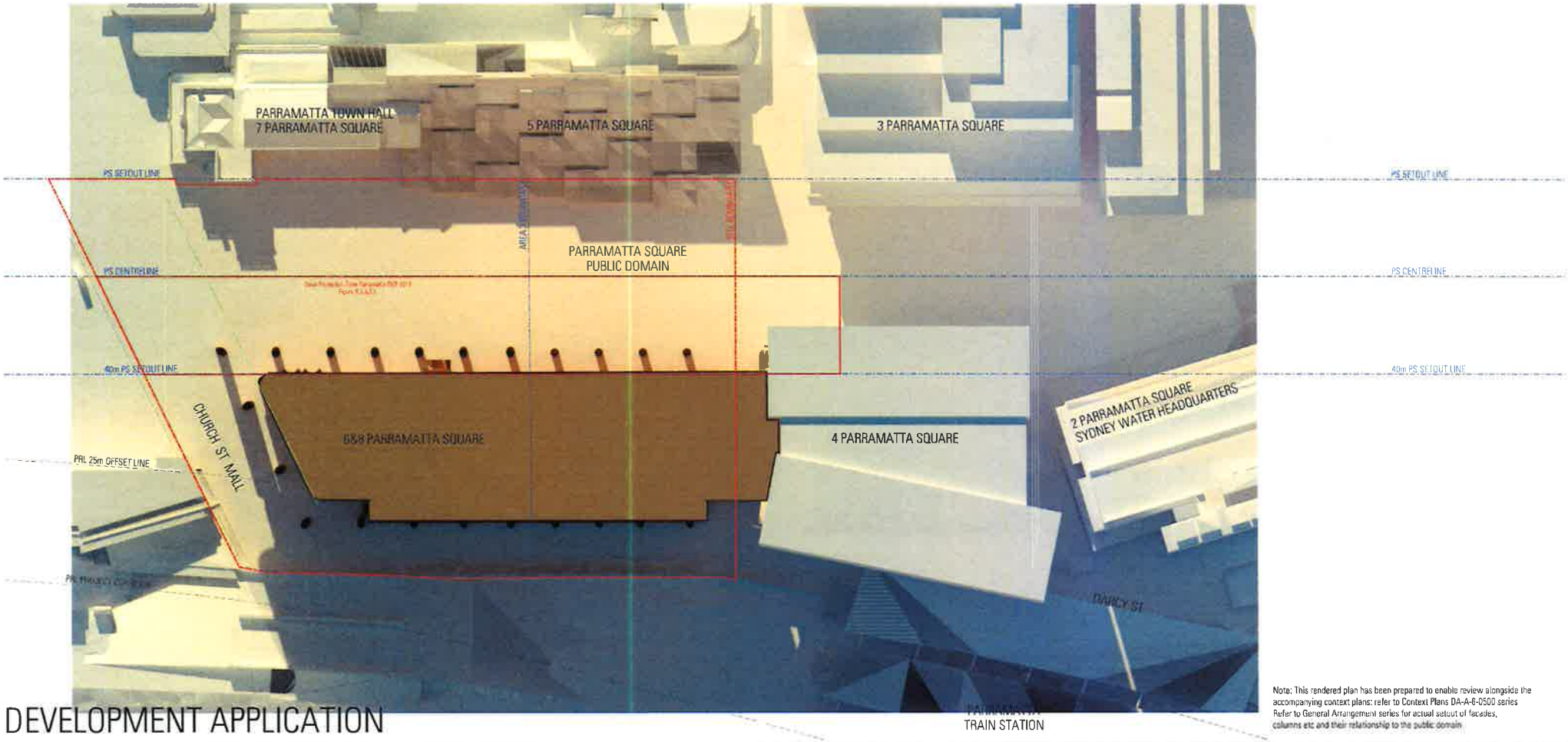

DEVELOPMENT APPLICATION

Note: This rendered plan has been prepared to enable review alongside the accompanying context plans: refer to Context Plans DA-A-6-0500 series
Refer to General Arrangement series for actual setout of facades, columns etc and their relationship to the public domain

JPW
JOHNSON PILTON WALKER

walker

6 & 8 PARRAMATTA SQUARE

PODIUM SHADOW STUDIES
JUNE 22 - 12:00PM

DA-A-6-7553

04

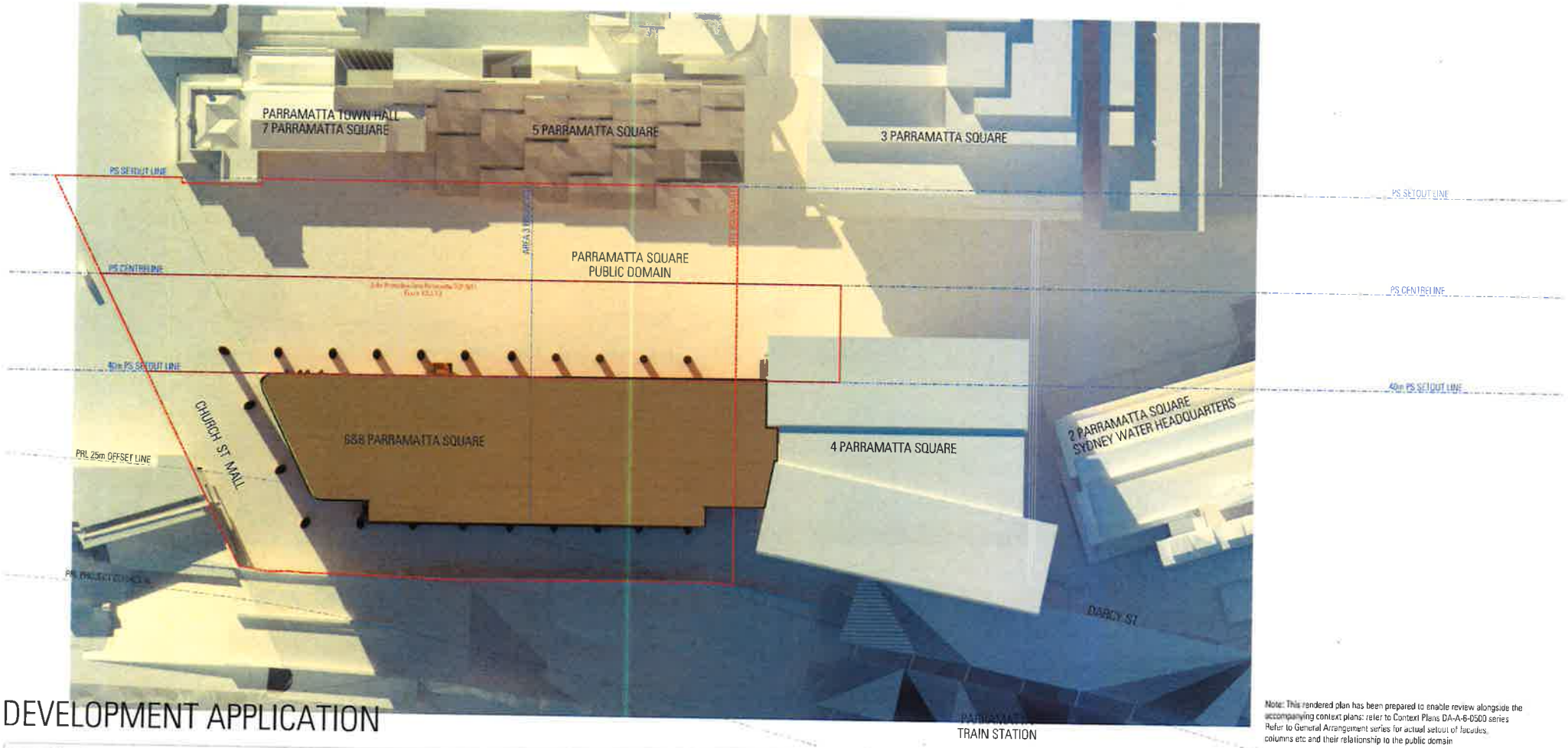

DEVELOPMENT APPLICATION

Note: This rendered plan has been prepared to enable review alongside the accompanying context plans: refer to Context Plans DA-A-6-0500 series
Refer to General Arrangement series for actual setout of facades, columns etc and their relationship to the public domain

Key Section

Architect
JPW
JOHNSON PILTON WALKER

Project Title
6 & 8 PARRAMATTA SQUARE

Client
walker

Drawing Title
PODIUM SHADOW STUDIES
JUNE 22 - 13:00PM

Drawing Number
DA-A-6-7554

Issue
04

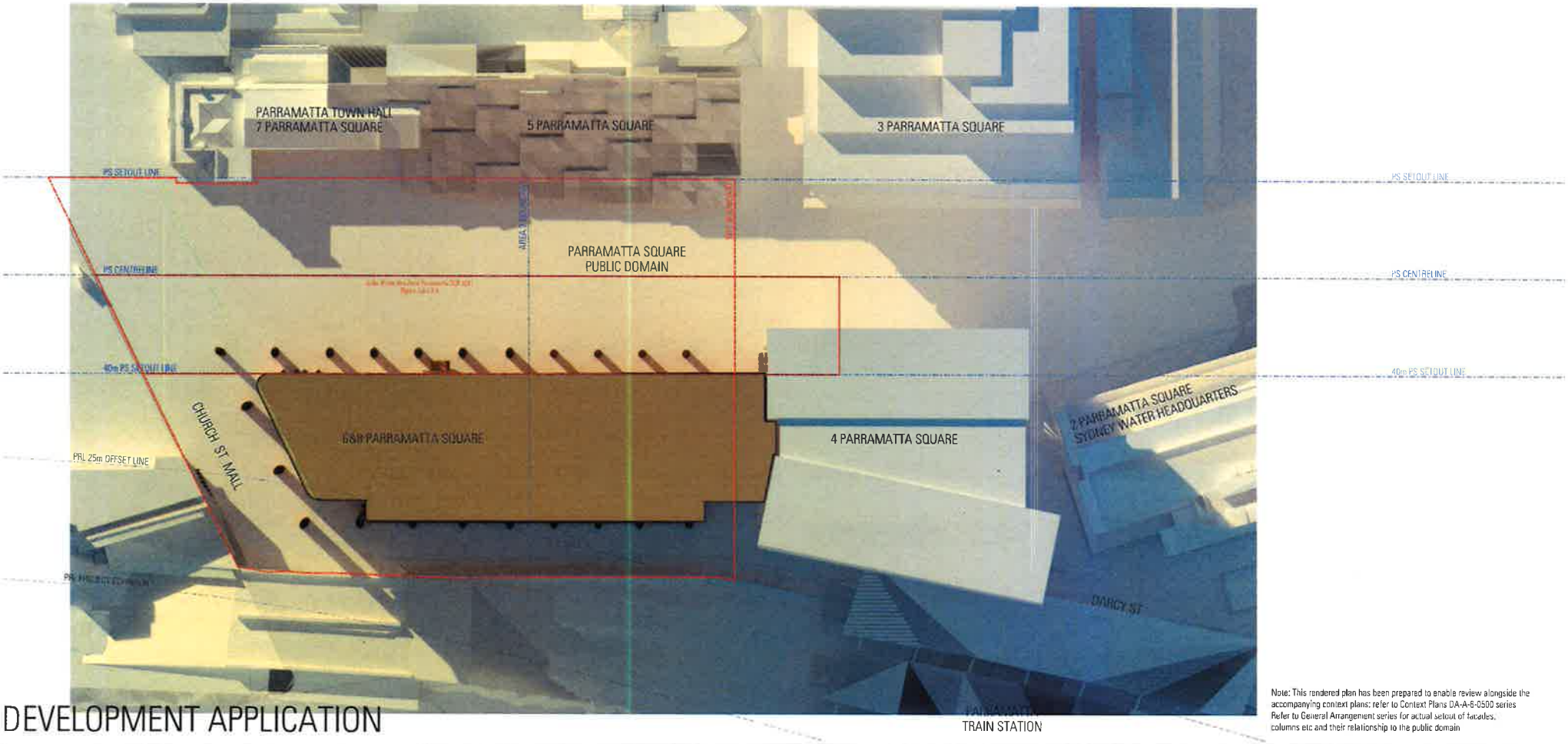

DEVELOPMENT APPLICATION

Note: This rendered plan has been prepared to enable review alongside the accompanying context plans: refer to Context Plans DA-A-6-0500 series
Refer to General Arrangement series for actual setout of facades, columns etc and their relationship to the public domain

JPW
JOHNSON PILTON WALKER

6 & 8 PARRAMATTA SQUARE

walker

PODIUM SHADOW STUDIES
JUNE 22 - 14:00PM

DA-A-6-7555

04

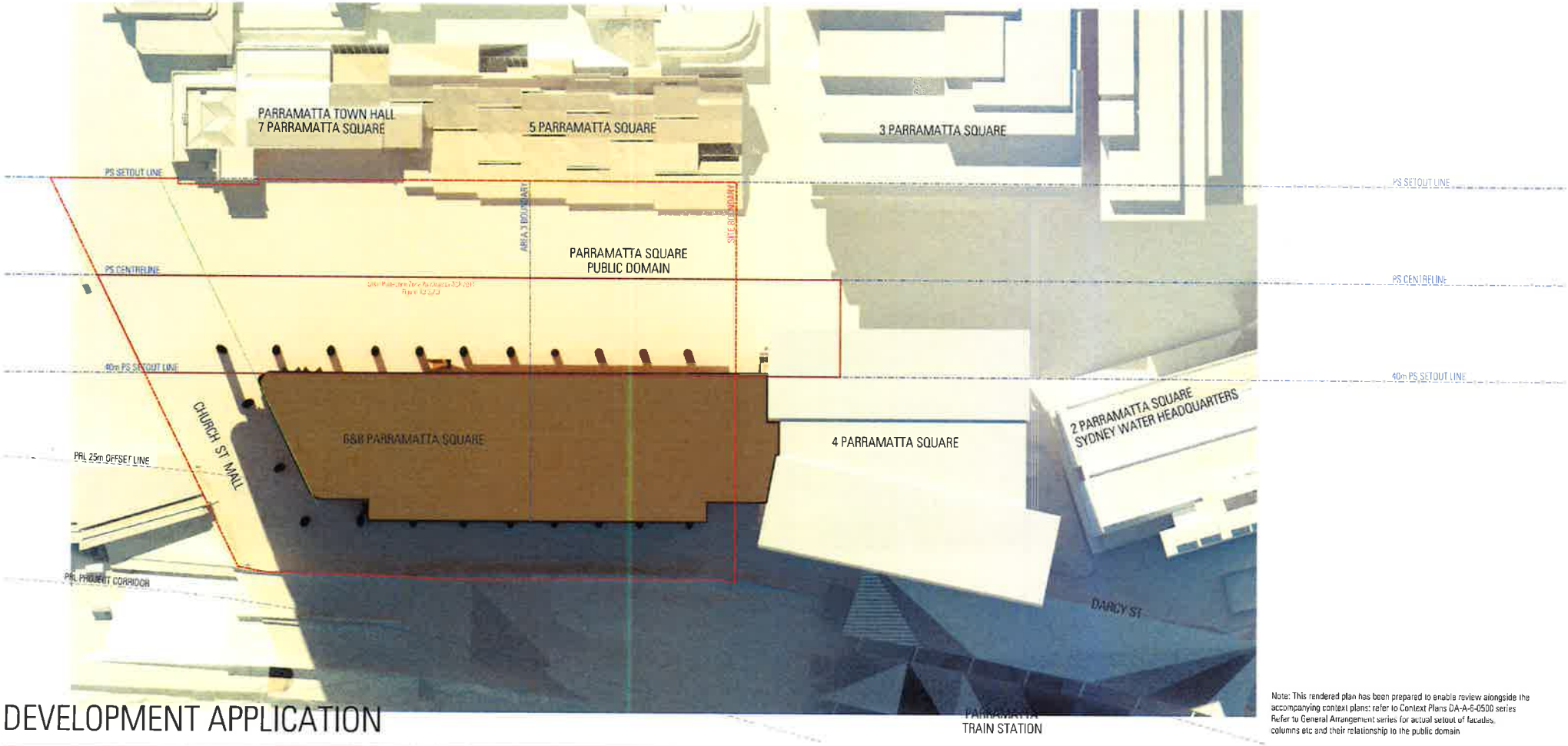

DEVELOPMENT APPLICATION

Note: This rendered plan has been prepared to enable review alongside the accompanying context plans: refer to Context Plans DA-A-6-0500 series
Refer to General Arrangement series for actual setout of facades, columns etc and their relationship to the public domain

Architect
JPW
JOHNSON PILTON WALKER

Project Title
6 & 8 PARRAMATTA SQUARE

Drawing Title
PODIUM SHADOW STUDIES
MARCH / SEPTEMBER 22 - 12:00PM

Drawing Number
DA-A-6-7556

Revision
04

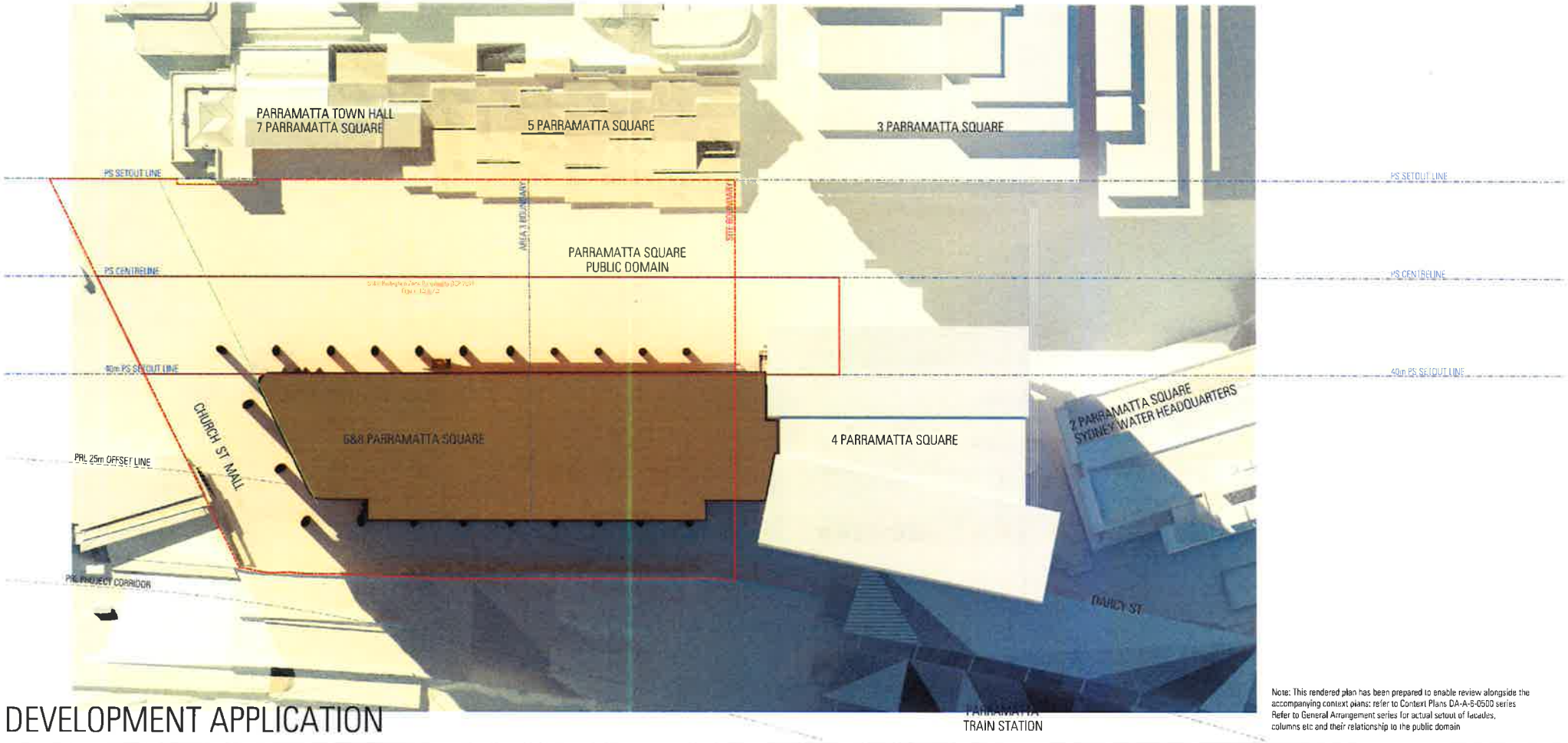

DEVELOPMENT APPLICATION

Note: This rendered plan has been prepared to enable review alongside the accompanying context plans: refer to Context Plans DA-A-6-0500 series
Refer to General Arrangement series for actual setout of facades, columns etc and their relationship to the public domain

JPW
JOHNSON PILTON WALKER

Project Title
6 & 8 PARRAMATTA SQUARE

Drawing Title
PODIUM SHADOW STUDIES
MARCH / SEPTEMBER 22 - 13:00PM

Client
walker

Drawing Number
DA-A-6-7557

Revision
04

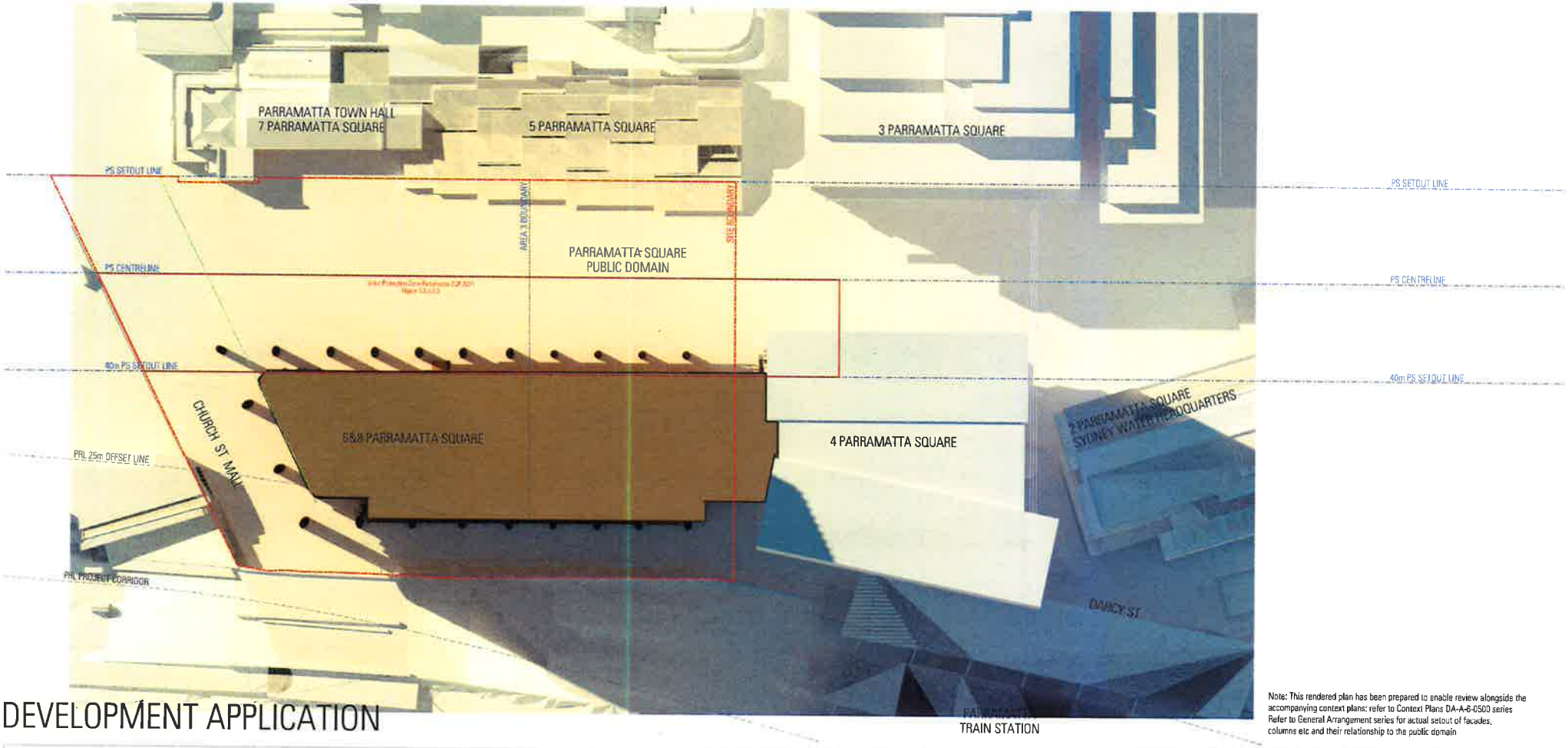

DEVELOPMENT APPLICATION

Note: This rendered plan has been prepared to enable review alongside the accompanying context plans; refer to Context Plans DA-A-6-0500 series
Refer to General Arrangement series for actual setout of facades, columns etc and their relationship to the public domain

Rev | App | Date | Description
04 | MH | 15.. | Development Application

Date
15-11-16

Consultant (Structural Engineer)
Consultant (Civil / Hydraulic Consultant)
Consultant (Traffic Engineer)
Consultant (Mechanical, Hydraulic & Fire Mechanical)
Consultant (Vertical Transport Consultant)

Site Plan

Key Section

Scale / Vertical Plan

Architect
JPW
JOHNSON PILTON WALKER

Project Title
6 & 8 PARRAMATTA SQUARE

walker

Drawing title
PODIUM SHADOW STUDIES
MARCH / SEPTEMBER 22 - 14:00PM

Drawing Number
DA-A-6-7558

Revision
04

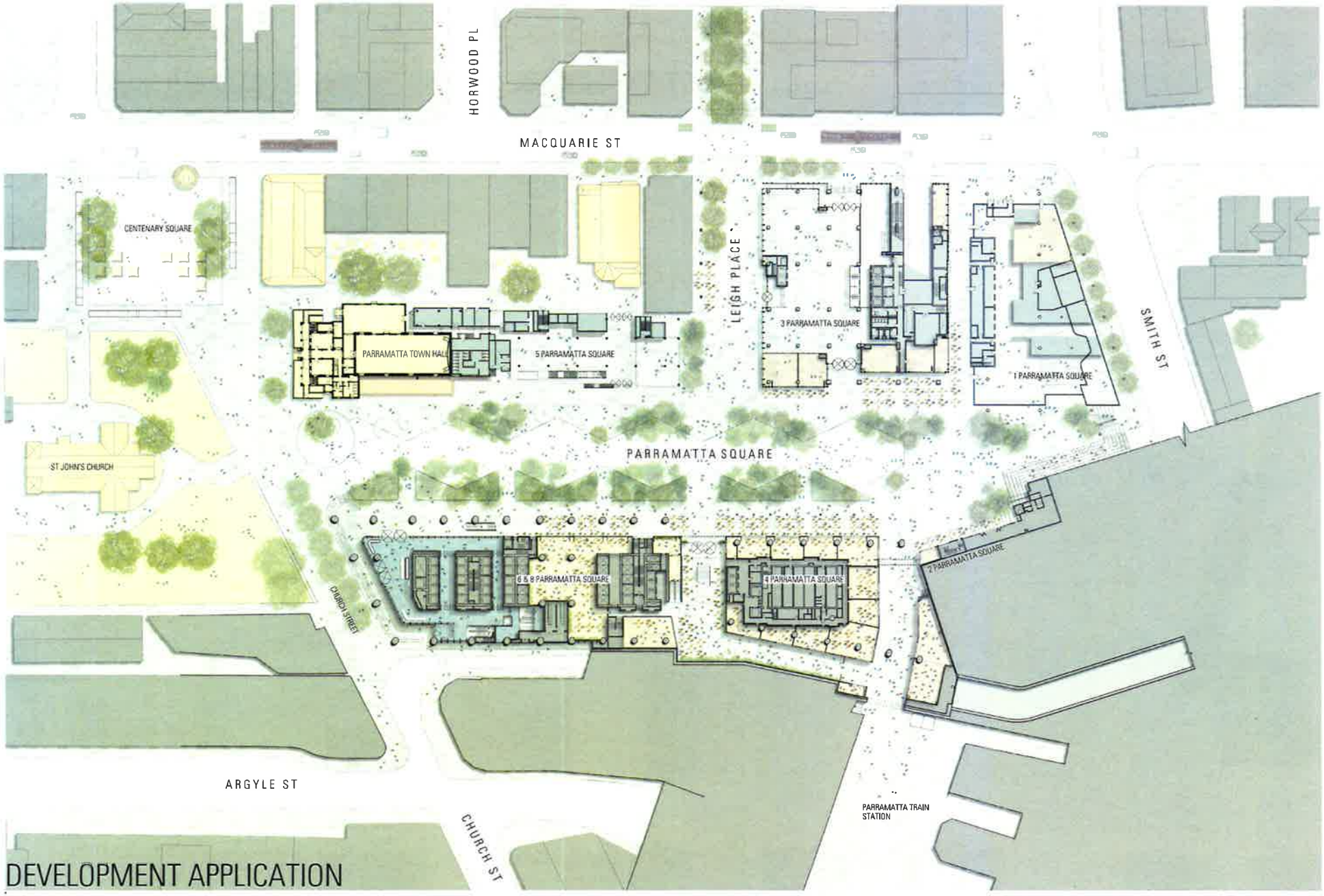

DEVELOPMENT APPLICATION

Rev	Ap	Date	Description
01	MH	WW	Development Application
02	MH	WA	Development Application
03	MH	WA	Development Application
04	MH	WA	Development Application
05	MH	WA	Development Application

Structural Engineer
Douglas Partners
PO Box Parramatta NSW 2150 NSW 2000
Tel 02 9895 0600

Civil Consultant / Facade Consultant
ADP
Level 27, 680 George St SYDNEY NSW
Tel 02 9232 5100

Traffic Engineer
ADP
Level 27, 680 George St SYDNEY NSW
Tel 02 9232 5100

Wind Engineer
Windtech
127 Pyrmont Street SYDNEY NSW
Tel 02 9213 2311

Vertical Transport Consultant
ADP
Level 27, 680 George St SYDNEY NSW
Tel 02 9232 5100

Geotechnical Engineer
Douglas Partners
PO Box Parramatta NSW 2150 NSW 2000
Tel 02 9895 0600

BCA / Fire Consultant
Steve Watson & Partners
Level 4, 144 Kent Street SYDNEY NSW
Tel 02 9290 2722

Structural Engineer
ADP
Level 27, 680 George St SYDNEY NSW
Tel 02 9232 5100

Services Consultants (Electrical, Hydraulics, Fire / Mechanical)
ADP
Level 27, 680 George St SYDNEY NSW
Tel 02 9232 5100

BCA / Access Consultant
M. Downie Group Sydney
Level 4, 144 Kent Street SYDNEY NSW
Tel 02 9290 2722

Heritage Consultant
NBRS Architecture
Level 2, 4 Glen Street MILSONS POINT NSW
Tel 02 9922 1309
E-mail: sydney@nbrsarchitecture.com

Key Plan

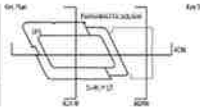

Key Section

Scale / Work Point
Unless Noted Otherwise: 1:100 @ A1 1:200 @ A3

Notes of Notes
Do not scale from drawing. Use marked dimensions. Errors and omissions are to be reported to the Architect. Verify all dimensions before commencing work. Copyright of this drawing retained by the Architect.

Architect
JPW
JOHNSON PILTON WALKER
Johnson Pilton Walker Pty Ltd ABN 112 108 916
Level 16 Plaza Building Australia Square 68 Pitt Street Sydney
New South Wales 2000 Australia
Telephone +61 2 9221 1168
Facsimile +61 2 9251 5000
Email jpw@jpw.com.au

Project Title
6 & 8 PARRAMATTA SQUARE

Client
walker
Walker Corporation
Level 21 Governor Macquarie Tower
1 Farrer Place SYDNEY NSW 2000 Australia
Telephone +61 2 9272 6600
Facsimile +61 2 9272 7400

Drawing Title
RENDERED PLAN
LOWER GROUND

Drawing Number
DA-A-6-8060

Revision
04

A1 841 x 594
A3 420 x 297

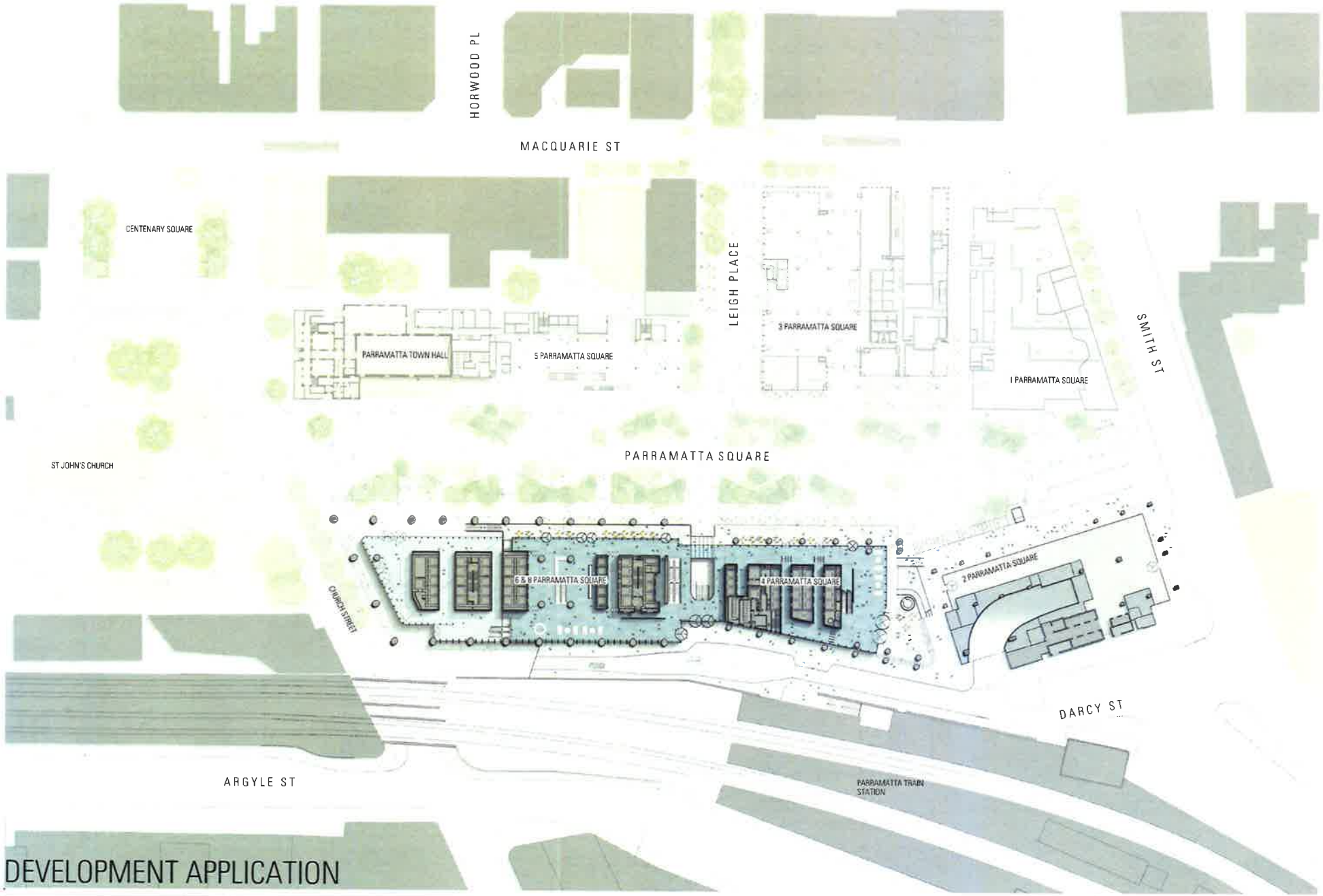

DEVELOPMENT APPLICATION

Rev	Date	Description
01	MH	Development Application
02	MH	Development Application
03	MH	Development Application
04	MH	Development Application

Structural Engineer
Douglas Partners
Level 2, 96 Pacific Highway NSW
Tel 02 9439 5966

Civil Consultant / Facade Consultant
NCE
Level 22, 100 George St SYDNEY NSW
Tel 02 9251 7700

Traffic Engineer
NCE
Level 22, 100 George St SYDNEY NSW
Tel 02 9251 7700

Mech Engineer
Wilkinson
Level 22, 100 Pacific Road SYDNEY NSW
Tel 02 9242 2000
Email: mail@wilkinsonpartners.com.au

Vertical Transport Consultant
NCE
Level 22, 100 George St SYDNEY NSW
Tel 02 9251 7700

Quantity Surveyor
Rider Hunt
Level 3, 66 Clarence Street SYDNEY NSW
Tel 02 9251 2300

Hydraulic Engineer
NCE
Level 22, 100 George St SYDNEY NSW
Tel 02 9251 7700

Structural Engineer
NCE
Level 22, 100 George St SYDNEY NSW
Tel 02 9251 7700

Services Consultants, Mechanical, Hydraulic, Fire, Electrical
Wilkinson Group Sydney
Level 4, 100 Pacific Road SYDNEY NSW
Tel 02 9242 2000
Email: mail@wilkinsonpartners.com.au

ESD / Access Consultants
Wilkinson Group Sydney
Level 4, 100 Pacific Road SYDNEY NSW
Tel 02 9242 2000
Email: mail@wilkinsonpartners.com.au

Heritage Consultant
Noel Architects
Level 2, 4 Glen Street BRADDON ACT 2612
Tel 02 6163 2300
Email: mail@noelarchitects.com

Key Plan

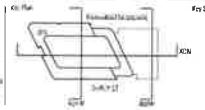

Key Section

Scale / Note Pack
1:500 @ A1 1:1000 @ A3 1:2000 @ A4 1:500 @ A1

General Notes
Do not scale from drawing. Use nominated dimensions. Report any errors or conflicts with adjacent Consultant's drawings. Use dimensions to the opposite surface.
If in doubt contact the Design Architect or the consulting structural engineer for clarification.

Architect
JPW
JOHNSON PILTON WALKER
Johnson Pilton Walker Pty Ltd (ACN 002 778 691)
Level 16 Plaza Building Australia Square 68 Pitt Street Sydney
New South Wales 2000 Australia
Telephone: +61 2 9230 2000
Facsimile: +61 2 9230 2001
Email: jpw@jpw.com.au

Project Title
6 & 8 PARRAMATTA SQUARE

Client
walker
Walker Corporation
Level 21 Governor Macquarie Tower
1 Farrer Place SYDNEY NSW 2000 Australia
Telephone: +61 (02) 8273 4500
Facsimile: +61 (02) 8273 4600

Drawing Title
RENDERED PLAN
UPPER GROUND

Drawing Number
DA-A-5-0051

Revision
04